



**FOREIGN AID
AND
DEVELOPMENT
IN PALESTINE**

Phase I Report

SPC
HC
415.254
.F67
1997
BZU
Pt.1.

COPYRIGHT © Jerusalem Media & Communication Centre
June 1997

All Rights Reserved

WRITTEN BY Dr. Adel Zagha & Manal Jamal
EDITED BY Rose-Marie Barbeau
DESIGN JMCC
PRINT National Computers Printer

The following is the Phase I report of the project
Foreign Aid and Development in Palestine.

Information in this report may be quoted providing full credit is given to the Jerusalem Media & Communication Centre (JMCC). No part of this report may be reproduced or transmitted in any form or by any means, electronic, mechanical, photocopying, recording or otherwise, or stored in any retrieval system of any nature, without the prior written permission of the JMCC.

We would like to thank the *Netherlands Organization for International Development Cooperation (NOVIB)*, whose continuing support for JMCC's work made this project possible.

مركز القدس للإعلام و الإتصال

JMCC

POB 25047, East Jerusalem

Tel 02-5819 777 Fax 02-5829 534

email jmcc@baraka.org

165887

٧١

اهوار ال

الأخ. جيت الشيخ

مع كتاب



١٩٩٧ / ١٢ / ٢

FOREIGN AID AND DEVELOPMENT IN PALESTINE

Phase I Report



١٥٢٢٩٦

SPC

HC

415.254

F67

1997

BZU

pt. 1

Handwritten notes in Arabic script at the top of the left page.

FOREIGN AID AND DEVELOPMENT IN PALESTINE



Table of Contents:

Preface 5

1. Introduction 7

2. Pledges 10

 2.1 *The Arab World* 10

 2.2 *Europe* 10

 2.3 *Japan* 12

 2.4 *North America* 12

 2.5 *Other Countries* 14

 2.6 *Loans Pledged* 14

3. The Flow of Donor pledges 1994-96 17

 3.1 *The Arab World* 19

 3.2 *Europe* 19

 3.3 *Japan* 21

 3.4 *North America* 22

 3.5 *Other Donor Countries* 22

4. Sectoral Profile of Donor Assistance 23

 4.1 *General Profile* 23

 4.2 *Sectoral Profile* 27

 4.2.1 *Agriculture* 27

 4.2.2 *Education* 28

 4.2.3 *Employment Creation* 30

 4.2.4 *Environment* 32

 4.2.5 *Health* 33

 4.2.6 *Infrastructure* 35

Handwritten notes in Arabic script at the top left of the left page.

FOREIGN AID
AND
DEVELOPMENT
IN PALESTINE



Table of Contents:

Preface 5

1. Introduction 7

2. Pledges 10

 2.1 *The Arab World* 10

 2.2 *Europe* 10

 2.3 *Japan* 12

 2.4 *North America* 12

 2.5 *Other Countries* 14

 2.6 *Loans Pledged* 14

3. The Flow of Donor pledges 1994-96 17

 3.1 *The Arab World* 19

 3.2 *Europe* 19

 3.3 *Japan* 21

 3.4 *North America* 22

 3.5 *Other Donor Countries* 22

4. Sectoral Profile of Donor Assistance 23

 4.1 *General Profile* 23

 4.2 *Sectoral Profile* 27

 4.2.1 *Agriculture* 27

 4.2.2 *Education* 28

 4.2.3 *Employment Creation* 30

 4.2.4 *Environment* 32

 4.2.5 *Health* 33

 4.2.6 *Infrastructure* 35

4.2.7 Housing	36
4.2.8 Institution-Building	38
4.2.9 Legal Affairs	39
4.2.10 Police	41
4.2.11 Private sector	41
4.2.12 Public Finance	43
4.2.13 Tourism	43
4.2.14 Transport & Telecommunications	44
5. Conclusion	46
Annex I	51
<i>Tripartite Action Plan on Revenues, Expenditures and Donor Funding for the Palestinian Authority</i>	
Annex II	65
<i>Matrices</i>	
<i>Charts</i>	



Preface

This report represents the conclusion of the first phase of a three-phase research project focusing on the donor initiative in the West Bank, including East Jerusalem, and the Gaza Strip. The two main objectives of this project are a) to shed light on the current debate, acrimonious and otherwise, between the donor community and the Palestinians on whether or not donors are fulfilling their commitments; and b) to examine whether the funds being given by the donor community are being used in a constructive way which will help ensure sustainable development, or whether they are helping to create structural dependency instead.

Thus, the aim of the first phase of the project is to provide information on the current status of the development initiative, how much money is being donated and by whom, and to what sectors it is being allocated.

The aim of the second phase is to present analysis, stimulate debate, and highlight differences of opinion about two main aspects of the donor initiative: the qualitative contributions of the donor community; and the way in which this money is being used by the Palestinians. Of particular interest is the development policies [if any] and various agendas, whether Palestinian or foreign, in place.



The aim of the project's third and final phase is the formulation and presentation of various policy recommendations by development and economic experts and other specialists, whether academics, government officials or NGO representatives.

The report presented here is the first of three, and represents the results of the first information-gathering phase. It concentrates primarily on providing as much information as possible on the scope of the development effort in the West Bank and Gaza Strip, including funds pledged, committed and disbursed; the share of funds according to donor countries and multilateral; and the sectoral allocation of funds. It should be noted that while this report was intended to be as comprehensive as possible, we did encounter some discrepancies and inconsistencies between various donor sources and certain difficulties in obtaining information from Palestinian Authority sources at times.

Ghassan Khatib

Director

Jerusalem Media & Communication Centre





1. INTRODUCTION


The two parties view the economic domain as one of the cornerstones in their mutual relations with a view to enhance their interest in the achievement of a just, lasting and comprehensive peace. Both parties shall cooperate in this field in order to establish a sound economic base for these relations, which will be governed in various economic spheres by principles of mutual respect of each other's economic interests, reciprocity, equity, and fairness.

Preamble of the Protocol on Economic Relations between the Government of Israel and the PLO, representing the Palestinian people.

WITH THE SIGNING of the Declaration of Principles on Interim Self-Government by Israel and the PLO, redeployment from the major Palestinian towns, and the ongoing peace negotiations, the Palestinian people are emerging from years of Israeli military occupation to face a dubious political and economic future whose potential remains deeply scarred by that occupation. High hopes and expectations have been placed on the current peace process and the economic development and growth envisioned. Yet there are huge obstacles to be overcome.

The international donor community has recognized that improved living conditions, rebuilding the infrastructure of the West Bank and Gaza Strip, and the building of necessary institutions are all elements vital to the success of the new era of peace envisaged by the DOP. Therefore, the international community met in Washington on October 1, 1993 at the US-hosted Conference to Support Middle East Peace. This conference concluded with pledges to the Palestinians from the donor community amounting to the amount of US\$2,996.32 million¹, to be disbursed over the five-year period 1994-98.


The development process in the West Bank and Gaza Strip has traditionally been linked to the political situation, and the current political



uncertainty is reflected in the current economic/donor situation. The West Bank and Gaza Strip remain in need of assistance. That assistance has been directly linked to perceived progress in the peace negotiations, to demands from donors for transparency and accountability in the structures of the Palestinian Authority (PA), and to the various priorities being set by individual governments and multilateral organizations (e.g., World Bank, International Monetary Fund, United Nations).

In sum, there is lack of consistency on all sides as to the current and actual state of the PA's finances, actual levels of foreign assistance – pledged and disbursed – and how and to what projects these funds have been disbursed. There is an urgent need to gain a greater understanding of this situation, as transitory structures become more permanent, and as a Palestinian development strategy materializes on the ground. Furthermore, it is vital that the population at large feel confident that this development strategy is one that will not contrive structural mechanisms which will prevent people from equal access to higher education, better jobs, and the basic human right to support themselves and their families at a level above subsistence.

Within this context, the Jerusalem Media and Communication Centre (JMCC) has established this project entitled "Foreign Aid and Development in Palestine", which is supported by NOVIB. The overall aim of the project is to help in establishing an acceptable level of accountability vis-à-vis the funding of Palestinian development. Further, it is hoped that the provision of this information will serve as the first step in establishing a forum and stimulating discussion concerning economic development and the role of the donor community in the Palestinian arena. The first part of this project is not meant to be analytical in nature, but essentially is a compilation of various materials pertaining to the donor community and the Palestinian economy². Donor activity



– pledges, commitments, disbursements – as well as sectoral concentrations for the period 1994-96 are discussed in some length. Furthermore, an appendix of relevant source materials has been added to help shed some light on the current economic development situation in the West Bank and Gaza Strip.

In the second phase of this project, using the data gathered and the input of experts and policy-makers in the field, we will try to identify and prioritize the key issues relevant to the responsible use of funds received, through interviews, workshops, and other fora. Additionally, it is hoped that the discussion and analysis of this second phase will help to determine the respective roles of the PA, NGOs, and international donors and agencies within the development process in Palestine, and encourage communication between all parties on how to strike a balance between short-term needs and long-term sustainability. It is the goal of the JMCC that by the third and final phase of the project, a forum will have been firmly established in which relevant issues and strategies can be discussed in depth. Based on this premise, various components of the development process will be prioritized and policy guidelines and recommendations will be formulated and published.

It should be noted that in the course of gathering data for this report, there were frequent discrepancies between sources, and information was not always easy to obtain. These difficulties were exacerbated by differences in categorizations, definitions and standards. We are hopeful that this report will clarify such ambiguities, although the accuracy of secondary sourcing cannot always be guaranteed.



2. PLEDGES

ACCORDING TO FIGURES put out by the AHLC Secretariat in November 1996, pledges made in the period 1994-96 totaled US\$2489.55 million³, with the major donors the EU (12.48%), the United States (9.33%), Japan (10.29%), Saudi Arabia (8.64%), Norway (5.65%), Netherlands (4.85%), Germany (3.73%), Italy (3.6%), Switzerland (3.1%), and France (2.9%).⁴ Additionally, some countries may have contributed indirectly through other channels and hence their contributions are underestimated.

In looking at the donor community, countries are divided into five categories: the Arab world, Europe, Japan, North America and Other Countries.


2.1 The Arab World

Total pledges of the Arab countries and the Arab Fund amount to \$393.41 million, approximately 15.8% of total pledges for the period 1994-96. Seven Arab countries, in addition to the Arab Fund, pledged to financially assist the Palestinians. Of these countries, Saudi Arabia is the major Arab donor, accounting for 54.65% of total Arab pledges. Kuwait and the United Arab Emirates both come after Saudi Arabia, each accounting for 6.35% of total pledges.

The Arab countries did not pledge or guarantee any assistance in the form of loans.


2.2 Europe

The category of Europe includes both the western and eastern parts, although Eastern Europe's contributions to the donor effort have been minimal. The only two Eastern European countries from the former COMECON to pledge



any assistance to the donor effort towards Palestine are the Czech Republic and Romania, which together pledged \$5.88 million, less than 1% of the total amount pledged by European countries. The total amount pledged by Europe as a region is \$1258.58 million, approximately half of all donor assistance pledged to the Palestinians in 1994-96⁵. Of this amount, \$817.86 million was pledged by the 19 European countries; \$310.72 was pledged by the European Union (EU); and \$130 million was pledged in the form of loans by the European Investment Bank (EIB). All the European countries, with the exception of Cyprus, the Czech Republic, Romania and Switzerland, and Norway are part of the EU and therefore have made contributions both as individual countries and through the EU.

Of the European countries, Norway is the major donor country (17.18%) followed by the Netherlands (14.75%), Germany (11.37%), Switzerland, (8.57%), Sweden (8.5%) and France (7.95%)⁶. *(For a breakdown of the remaining pledges of European countries refer to Appendix II.)* The EU's proposed plan of action has focused on three areas: political, institutional, and economic empowerment. In terms of political empowerment, the EU has focused on drafting the electoral law, the establishment of national and district election offices, the establishment of a press office, the designation of polling districts, civic education campaigns, training election officers and the provision of electoral equipment. Significant technical and financial support has also been given to the new administration of the Palestinian Authority (PA), including considerable grant resources to the running costs and other recurrent expenses of the PA, universities and community colleges, primary and secondary-level education, the police force and the rehabilitation of ex-detainees. Additionally, the European Union introduced to the international community the idea of the Tripartite Action Plan (TAP)⁷ in order to help balance the PA budget deficit. On



25 April 1995, the PA, Israel, and the international donor community agreed on the TAP, which obliges all parties to actively address the structural deficits of the PA.


2.3 Japan

Japan will be looked at as an individual country and not as part of the Far East, South and East Asia region, since it is the only country in the region playing a major role in the Middle East donor effort. Therefore, the contributions of Brunei, India, Indonesia and the Republic of Korea will be looked at in the category of Other Countries.

Japan is currently chairing the Environment Working Group and co-chairing the Regional Economic Development, Water, and Refugees Working Groups. Japan also played a key role in formulating the Environmental Code of Conduct for promoting regional cooperation to protect the environment in the Middle East. Although Japan's contributions to the donor effort are significant, its delivery of international assistance was, *inter alia*, complicated by legal restrictions. Japan found itself bound by domestic legislation limiting its assistance to international organizations and recognized states, thus excluding the PA. To overcome this restriction, the Japanese have had to channel assistance through UN agencies instead.⁸ Other donors have also faced the same problem of assistance delivery because the West Bank and Gaza Strip do not have nation-state status.

2.4 North America

This category is comprised of the United States and Canada. The US has pledged \$232.17 million, and Canada \$33.98 million or 12.77% of the total North American contribution. US grants are administered through the United



States Agency for International Development (USAID). As with Japan, the US assistance program to the Palestinians is subject to legal restrictions. US legislation prohibits direct US assistance to the PA, and mandates USAID support for the establishment of cross-border industrial parks (despite a preexisting legislative ban on USAID projects that might result in competition with US manufacturers). Furthermore, congressional suspicion of the PLO meant that the assistance program was subject to periodic congressional review and a legislative requirement for periodic certification by the State Department of Palestinian compliance with the Oslo Agreement. Another dimension to the US assistance program is the institutional challenge. Pre-Oslo US aid had been limited, and for domestic political reasons largely channeled through a select group of US private voluntary organizations rather than administered directly. "Scaling up" from previous levels is not a simple task. The USAID had to rapidly expand its infrastructure on the ground, with internal bureaucratic and political struggles arising over such issues as staffing levels, location (East Jerusalem versus Tel Aviv), and line authority.⁹

Much of USAID's assistance has been directed to the start-up costs of the Palestinian Authority's operations and high-priority infrastructure. Furthermore, "...the program, as part of an overall country team approach, addresses crucial US national interests in the Middle East by promoting market-oriented economic development and the emergence of democratic institutions. These efforts will help lay the groundwork for long-term economic stability, a sine qua non for the viability of the new Palestinian entity and its peaceful relations with Israel and its neighbors."¹⁰

2.5 Other Countries


This category includes Australia, Iceland, Israel, Turkey and Other Asian countries – Brunei, India, Indonesia and the Republic of Korea. Of these countries, Israel and Turkey are the largest donors: Israel has pledged \$44.5 million, only exceeded by Turkey with pledges of \$52.86 million. Australia pledged \$13.01 million in grants, about 0.6% of the total pledged. Pledges made by Other Asian countries amount to \$15.26 million, 0.61% of total pledged assistance.

2.6 Loans Pledged

Information pertaining to loans has not been easy to obtain. According to figures released at the October 1993 Conference to Support the Middle East Peace Process, the estimated amount of total loans pledged is \$760 million, approximately 25.36% of total pledges. The largest lender to the Palestinians is the European Investment Bank, which initially pledged \$300 million, 39.47% of total loans. Up to November 1996, however, only \$150.5 million of this amount has been committed to any projects. Second to the EIB is the World Bank at \$140 million in loans pledged, 18.4% of the total loan amount. This entire amount has been committed to various projects.

The US pledged \$125 million in loans which comprises 16.5% of the total loans pledged. These are being administered by the Overseas Private Investment Corporation (OPIC). The International Finance Corporation (IFC) pledged \$70 million (9.2%), Israel and Turkey \$50 million (6.6%) each, Greece \$15 million (almost 2%), and the Republic of Korea \$10 million (1.3%).¹¹

As evidenced by the figures, Europe is the largest donor in terms of grants and loans pledged. The EU invited the PA to participate as a full partner in the Euro-Mediterranean Ministerial Barcelona Conference of November 1995.




This conference marked the beginning of the establishment of a free trade area and a substantial increase in financial cooperation between the EU and Mediterranean partners.¹²

The EIB is now the largest international financial institution in terms of borrowing and lending. The EIB has established a credit line through the Cairo-Amman Bank and the Arab Bank. This effort is a significant part of the EIB's Redirected Mediterranean Policy (RMP) aimed at enhancing its work in the Mediterranean countries. Furthermore, loans available for environmental projects will be made at lower interest rates of 2-3% and will be subsidized by the EU.

At the October 1993 Conference to Support the Middle East Peace Process, the US pledged \$125 million in loans, to be made available in the form of private sector guarantees administered by the Overseas Private Investment Corporation. OPIC is a self-sustaining US government corporation, created in 1971 to promote private-sector investment in foreign economies through loans, loan guarantees, and political risk insurance. These loans will be made available to Americans investing in the region over a five-year period. "Private sector foreign investment is an effective tool of US foreign policy, while assisting in the economic development of emerging nations, said Ruth R. Harkin, president and chief executive officer of OPIC."¹³


To further strengthen the region's economy, OPIC is encouraging projects in the Jordan Rift Valley, territory linking Israel, Jordan and PA areas, in hope that regional economic cooperation will be increased. In December of 1995, OPIC disbursed the first tranche of a \$2 million commitment to Bucheit International of Ohio, which operates a pre-cast concrete manufacturing facility in the Gaza Strip. OPIC was also negotiating other investment projects in the bottled water and hotel sectors.



The World Bank and the International Finance Corporation (IFC) together pledged \$188.75 million in loans, approximately 7.58% of total pledges. The IFC was established in 1956 as a new member of the World Bank Group. It places particular emphasis on promoting economic development and encouraging the growth of the private sector and efficient capital markets. It is the largest multilateral lender, having provided funds of over \$16 billion to 114 countries. Currently, the IFC is in the process of activating a project in the West Bank and Gaza Strip to provide support to the Arab Palestinian Investment Bank.

The World Bank has been a key player in the donor assistance process. The World Bank (hereafter the Bank) acts as Secretariat for the Ad Hoc Liaison Committee (AHLC), and in that capacity facilitates meetings and helps to track donor assistance. The Bank chairs the Consultative Group (CG) for the West Bank and Gaza Strip (to which all active donors belong). The CG meets once a year to review economic developments and the aid program. The CG has assumed a major role in assessing economic conditions and in developing, in association with the PA, packages for donor support. The first such package – the Emergency Assistance Program for the Occupied Territories (EAP) – was presented by the Bank to the first CG meeting in December 1993. The EAP identified sectoral needs and priorities totaling \$1.2 billion for the period 1994-96.

The Bank also developed a more detailed program of its own, the \$128 million Emergency Rehabilitation Program (ERP), involving 117 smaller projects throughout the West Bank and Gaza Strip. The Bank itself has provided \$30 million of its own through its associated aid agency, the International Development Association (IDA), i.e., almost one fifth of the total Bank-pledged loans to the PA.




Outside the ERP, some support for private sector investment is provided through loans offered by the Bank-affiliated IFC. Finally, the Bank is responsible for managing the \$25 million Technical Assistance Trust Fund (TATF) and the Johan Holst Peace Fund (Holst Fund). The TATF – now largely exhausted – has financed technical assistance, particularly in the development of the nascent Palestinian technical and administrative infrastructures. The Holst Fund is used to support the start-up and recurrent costs of the PA. The Holst Fund is chronically short of money due to the PA budget deficit, which is aggravated by Israel's border closure policy, often forcing the Bank and Norway to play the role of emergency fund-raiser.

Since the West Bank/Gaza Strip is a non-member country and therefore not eligible to borrow from the Bank, a Trust Fund was created and Bank surpluses transferred to it. These funds are provided to the Palestinians on IDA (International Development Association) terms -- soft loans at very low interest.¹⁴

3. THE FLOW OF DONOR PLEDGES 1994-96

THE FOLLOWING DISBURSEMENT figures are based on figures put out by the AHLC Secretariat in November 1996:

- (1) Donors' pledges for 1994-96 amounted to \$2489.55 million. This figure represents 83.1% of the total amount initially pledged for 1994-98.
- (2) Total commitments for 1994-96 amounted to \$2324.19 million, 93.4% of the total pledges for 1994-96. This amount has been allocated to specific projects and agreements which have been signed. This also represents 77.6% of total initially pledged amount for the entire period 1994-98. Thus,





three quarters of total pledged assistance to the Palestinians has been already committed to specific projects.

(3) However, as of November 15, 1996, a total of \$1347.66 million had been disbursed, only 54.1% of total pledges for the period 1994-96. This disbursement figure also represents only 58% of total commitments for the same period. Hence, a little over half of what had been either pledged or committed has been disbursed. Only some of these disbursements have been translated to activities on the ground. Furthermore, these disbursements have been partially used for budget support (39.5%) and technical assistance (13.1%). Together, transitional support and technical assistance have absorbed more than half (52.6%) of the total disbursements. The remainder (47.4%) has been allocated for investment projects.¹⁵

This pace of actual aid delivery, as opposed to pledges or commitments, raises critical questions regarding:

- ☛ whether there were problems in the identification of priorities, programs and projects, and
- ☛ the implementation and absorption capacity of Palestinian institutions.

Attempting to answer these questions is not easy. Many claim that aid delivery has lagged despite the fact that the structure of aid coordination and delivery was enhanced to tackle this same problem by the creation of the CG, the AHLC and its substructure, which includes the Local Aid Coordination Committee (LACC), Sectoral Working Groups (SWG), Joint Liaison Committee (JLC), the Task Force on Project Implementation, and the UN Special Coordinator's Office (UNSCO). Brynen concludes that "as a consequence [of these problems], structures and programs have undergone significant



modification over time, in an attempt to improve the pace of program delivery, target aid more effectively, and enhance coordination and local responsiveness.”¹⁶

In the remainder of this section, actual donor disbursements will be looked at regionally. The same categories will be used as in the previous section, namely, the Arab World, Europe, Japan, North America, and Other Countries.


3.1 The Arab World

Based on the November 1996 AHLC Secretariat matrix, of the \$393.41 million pledged by the Arab countries and the Arab Fund, \$377.44 (95.9%) has been committed or allocated to specific projects. Actual disbursements by Arab countries totaled \$140.34 million, 10.4% of total disbursements, only about one third (35.67%) of total Arab pledges and 37.18% of Arab commitments.

With regard to specific Arab donor countries, **Algeria** has disbursed more than half (57.2%) the aid it pledged, 100% of its commitments thus far. **Egypt** has disbursed 84.2% of both its pledges and commitments. **Jordan** has disbursed 70% of its pledges and commitments. **Kuwait** has disbursed 95.5% of its commitments, 84% of its total pledges. The **UAE** and **Qatar** have disbursed 100% of their pledges and commitments. **Saudi Arabia**, the major Arab donor with a two-thirds share of total Arab disbursements, has disbursed 38.4% of its pledges¹⁷ and 40.5% of its commitments.

3.2 Europe

Of the total \$1258.58 million pledged by Europe for 1994-96, \$1259.84 million, or 100.1% of total European pledges, has been committed. Finland, Italy and the EIB actually committed more than they had pledged.



European disbursements currently total approximately \$678.36 million, or 53.9% of total pledges. This figure represents almost one-half of the total disbursements made by the entire donor community.

Within the European domain, the EU is the major donor. The EU's total pledged amount of \$310.72 million for 1994-96 has been committed. The EU commitments represent 24.66% of the total commitments made by Europe as a donor category, and EU disbursements represent 26.16% of all European disbursements. EU disbursements thus far represent 57.1% of its commitments for 1994-96, and 13.17% of all donor disbursements.



The EIB, meanwhile, has committed \$150.5 million for the period 1994-96, more than its pledge totals of \$130 million. However, as of November 1996, none of this had been disbursed.

▣ **Norway** is the most prominent of the individual European donor countries. Norway's disbursements total 16.14% of the total European disbursements and 77.89% of the country's total pledges and commitments. Norway's disbursements represent 8.12% of all disbursements made thus far by all donors.

▣ **The Netherlands'** disbursements represent 32.2% of its commitments, and 30.54% of its pledges. Dutch disbursements total 2.74% of all donor disbursements to date.

▣ **Germany** has made disbursements totaling 62.79% of its pledges and commitments for 1994-96, and 24.33% of all donor disbursements.

▣ **Italy** has disbursed 4.17% of total European commitments and disbursements respectively, and 2.10% of total donor disbursements. Italian disbursements represent 40.72% of its total commitments.



🇨🇭 **Switzerland** has disbursed 7.33% of total European commitments and disbursements and 70.88% of its own pledges and commitments. Swiss disbursements represent almost 3.69% of all donor disbursements.

🇫🇷 **France** has disbursed 3.62% of total European disbursements and 1.82% of total donor disbursements. French disbursements equal 37.74% of its total pledges and 45.12% of its commitments.

🇩🇰 **Denmark** has disbursed 5.58% of total European disbursements and 2.81% of total donor disbursements. Denmark has disbursed 61.54% of its total pledges and 61.88% of its commitments.

🇪🇸 **Spain** has disbursed 7.44% of all European disbursements and 3.74% of total donor disbursements. Spain has disbursed 98.02% of its pledges and commitments.

🇸🇪 **Sweden** has disbursed 6.44% of all European disbursements and 3.24% of total donor disbursements. Sweden has disbursed 62.83% of its total pledges and 65.34% of its commitments.

🇬🇧 **Great Britain** has disbursed 2.81% of total European disbursements, and 1.42% of total disbursements.

The rest of the European donor countries (Austria, Belgium, Cyprus, Czech Republic, Finland, Greece, Ireland, Luxembourg, and Romania) have committed 6.17% and disbursed 6.28% of total European commitments and disbursements, respectively. Disbursements by these countries together represent only 3.22% of all donor disbursements.

3.3 Japan

Japan has committed 81.60% of its total pledges and disbursed 92.11% of its commitments. Japanese disbursements represent 14.29% of total disbursements made by the donor community.

3.4 North America

Up to November 1996, US commitments amounted to \$272.62 million, or 12.3% of total donor commitments and 100% of US pledges. Disbursements by the United States totaled \$216.42 million, 79.4% of its pledges and commitments, and 17.8% of total donor disbursements.

Of the US commitments (100% of pledges), 97.26% has been disbursed, representing 16.76% of entire donor disbursements.

Canada has pledged and committed \$33.98 million, or 1.36% and 1.46% of all donor pledges and commitments respectively. Canada has disbursed 76.81% of its commitments, which represents 10.36% of the North American total and 1.94% of total donor disbursements.


3.5 Other Donor Countries

Of the remaining donor countries, Israel has committed 56.18% and disbursed 23.60% (\$10.5 million) of its pledges. Turkey has only committed \$2.86 million, 5.41% of what was pledged; the total amount committed has been disbursed.

Australia has committed \$13.01 million, the total originally pledged, and of this has been disbursed 97.08%. Iceland has not committed or disbursed any of its \$0.9 million pledge.

The Other Asian Countries – Brunei, India, Indonesia and the Republic of Korea – together have committed \$12.14 million, 79.55% of total pledges for these countries. Only Brunei and the Republic of Korea have made any disbursements, however. Disbursements for the two countries are to date \$6.6 million, 0.49% of total donor disbursements.

The World Bank and its affiliate the IFC pledged \$188.75 million, or 7.9% of total donor pledges. Their commitments total \$158.75 million, or 6.83% of total donor commitments. The World Bank alone has disbursed



§51.94 million, or 3.85% of total donor disbursements; this figure represents only 37.1% of the Bank's total pledges and commitments.

4. SECTORAL PROFILE OF DONORS' ASSISTANCE

4.1 General Profile

THIS SECTION IS BASED on the July 1996 revised edition of "Partners in Peace" which was jointly prepared by the United Nations and the World Bank Secretariat of the LACC. The figures in this section of the report do not necessarily correspond with the figures put out by the AHLC Secretariat. Several reasons account for these discrepancies; first and foremost is that the timeframes tend to differ.

Furthermore, World Bank sectors and the 12 LACC-defined sector working groups also differ. For example, road-related projects are classified under Infrastructure in "Partners in Peace", while in the "Matrix" these projects are classified as either "Transportation" or "Infrastructure". In the "Matrix", the private sector appears as a separate sector under which, for example, donations and loans were disbursed for housing projects. In "Partners in Peace", housing appears as a separate sector with no distinction between private and public housing.

Generally, figures put out by the United Nations Special Coordinator's Office (UNSCO) tend to be more conservative than those of the AHLC Secretariat, possibly because of the more detailed, project-oriented approach.¹⁸

Table 4.1,

STATUS OF DONOR-FUNDED ACTIVITIES IN THE WEST BANK AND GAZA STRIP

OCTOBER 1993 – JULY 1996

SECTOR	% OF TOTAL COM'MENTS	AMOUNT (US\$ MIL)	% OF TOTAL DIS'MENTS	DISBURSE (US\$ MIL)	D/C RATIO (%)*
Agriculture	1.3	30.980	1.7	19.598	63.2
Education	10.8	243.148	15.6	184.337	75.8
Employment	6.16	138.089 ⁽ⁱ⁾	4.6	54.318	39.3
Environment	2.0	46.092	58.3	26.883	58.3
Health	9.1	205.818	8.9	104.646	50.8
Infrastructure	31.2	700.830	17.2	203.467	29.0
Housing	3.0	67.480	4.3	50.716	75.1
Inst-building	14.5	325.641	13.3	156.420	48
Private sector	3.8	85.680	2.2	25.887	30.2
Tourism	0.17	3.881	0.06	0.661	17
Pub finance	4.3	321.936 ⁽ⁱⁱ⁾	24.5	289.486	89.9
Police	3.2	71.900 ⁽ⁱⁱⁱ⁾	5.4	64.00	89
Total	100	2,241.47	100	1,180.4	52.6

* Ratio of disbursements to commitments

Source: "Partners in Peace". The Local Aid Coordination Committee (LACC) for Development Assistance in the West Bank and Gaza Strip. Prepared by the UN and the World Bank, LACC Secretariat July 1996 -Revised, p. 21.

NOTES:

- (i) This figure includes \$25 million from the Holst Fund used to finance public sector emergency employment generation activities implemented by the PA.
- (ii) Donations through the Holst Fund of \$212 million (minus the \$25 million referred to in preceding note) and \$108.315 million from the EU (including the October 1, 1996 pledge of \$25.6 million.
- (iii) Figures taken from August 1996 report of the World Bank at the 5 September, 1996 meeting of the Ad Hoc Liaison Committee in Washington.

The sectoral profile of aid commitments and disbursements as presented in table 4.1 indicate the following:

1. The public sector enjoys the lion's share in total commitments as well as disbursements, accounting for almost 96% of total commitments.
2. Start-up expenses and transitional budgetary support, including the recurrent police costs, public finance through the Holst Fund, central administration and new agencies, rehabilitation of ex-detainees, employment creation, additional finance for NGOs, and others accounted for almost half of the public sector disbursements made between October 1993 and July 1996, distributed as follows:¹⁹

Holst Fund (mainly salaries)	44.08
Central Administration and new agencies	10.74
Police	12.59
Rehabilitation of ex-detainees	2.32
Employment creation	16.33
NGOs/new finance	9.88
Other	4.18

3. The remainder of disbursements made in this period were primarily to projects in the following sectors: infrastructure (17.2%), education (15.6%), health (8.9%), housing (4.3%), environment (2.3%), agriculture (1.7%), and tourism (0.06%).²⁰
4. In total, just over 50% of commitments for the period October 1993 to July 1996 were disbursed. In the public finance, police, education, housing, agriculture and environment sectors, disbursement/commitment ratios were clearly above average, while those for employment creation, health, infrastructure, institution building, private sector and tourism were below average.

5. Technical assistance is not identified in table 4.1 as a separate category. Therefore, the AHLC Secretariat "Matrix" will be used in examining the commitments and disbursements in this area.

Technical assistance commitments for the period 1994-96 total \$279.10 million, about 12% of the total commitments for this period. Of this amount \$176.59 million has been disbursed, a disbursement/commitment ratio of 63.27%. Thus, 13.1% of total disbursements for the period were allocated to technical assistance activities.

Technical assistance is provided in the areas of: infrastructure, economy and finance, human resources, private sector, and other, which includes commitments that do not fit easily into the other categories. Table 4.2 summarizes the distribution of technical assistance funds:


Table 4.2

TECHNICAL ASSISTANCE 1994-96

AREA	% OF TA COM'MENTS	AMOUNT (US\$ MIL)	% OF TA DISB'MENTS	AMOUNT (US\$ MIL)	D/C RATIO
Infrastructure	25.89	72.26	10.58	18.69	25.86
Econ/finance	1.74	4.87	2.19	3.87	79.47
Human resources	13.38	37.33	11.00	19.44	52.08
Private sector	14.46	40.35	5.66	10	24.78
Other	44.53	124.29	70.55	124.59	100.24
Total	100	279.1	100	176.59	63.27

Source: The AHLC Secretariat "Matrix"

More than half of the commitments to technical assistance have been disbursed. Human resources received the largest share of disbursements among



the sectors shown above. The private sector received less than 6% of the total disbursements to technical assistance, while the infrastructure sector received less than one-third of the funds committed to that sector.

The following section is an assessment for each sector of two particular trends:

- (a) the donors' interests in each sector; and
- (b) the projects to which funds were committed.

4.2 Sectoral Profile

4.2.1 Agriculture

Almost \$31 million has been committed to agriculture. Of this amount, \$19.6 million (63%) has been disbursed. Geographical distribution of commitments is as follows: 13% to Gaza Strip, 18% to the West Bank; 37% to the West Bank and Gaza Strip combined, and the rest is unspecified.

Donors to the agricultural sector include: Spain (19.5%), Denmark (12%), Belgium (11.8%), Luxembourg (10.6%), Austria (8.2%), Japan (8.1%), Netherlands (7.7%), France (5.1%), Germany (4.5%), United States (3.7%), UNDP/FAO (3.3%), EU (2.9%), and other countries and institutions (2.6%), each of which has committed less than 1%.

Within the sector, projects can be categorized as follows:

TA:	Technical assistance
CR:	Construction and renovation
EQ:	Equipment supply
TR:	Training
RC:	Recurrent costs
CDT:	Credit

Mixed: Two or more of the above categories

Unspecified: Others not specified under one of the above categories²¹

Table 4.3 provides a summary of commitments and disbursements in these categories.

Table 4.3

**COMMITMENTS AND DISBURSEMENTS TO
PROJECTS IN THE AGRICULTURAL SECTOR**



CATEGORY	COMMITTED (US \$MILLION)	DISBURSED (% OF COMMITMENTS)
TA	3.335	39
CR	n/a*	n/a
EQ	0.226	100
TR	0.515	71
RC	n/a	n/a
CDT	2.275	n/a
Mixed	18.997	65.5
Unspecified	5.652	18.8
Total	31	63.2

*n/a: not available as a separate category

Source: Secretariat of the LACC, *Partners in Peace, July 1996 - Revised*, pp. 41-51.

4.2.2. Education

Commitments to the education sector totaled \$260.8 million, of which 70.3% has been disbursed. Geographically, these funds were distributed as follows: 19% to the Gaza Strip, 26% to the West Bank, 51% for the West Bank and Gaza Strip, and the rest is unspecified.



Commitments to the education sector were made by the following donors: EU (40%), the World Bank (10.6%), Saudi Arabia (7.8%), Japan (7.5%), Germany (5.9%), Italy (4.5%), Norway (4.4%), Switzerland (4.2%), Netherlands (3.8%), United States (2.3%), Sweden (2%), UK (1.8%), France (1.2%), Belgium (1.2%), and others (2.8%), which are donors committing less than 1%.

Projects within the education sector are categorized as follows:

GE:	General education
VE:	Vocational education
ER:	External relations
VECC:	Vocational education and community colleges
HE:	Higher education
F&AA:	Financial and administrative affairs
SA:	Student affairs
T:	Training
P:	Planning
CD:	Curriculum development
TB:	Textbooks
ET:	Educational technologies
B&P:	Building and projects

Table 4.4 summarizes the commitments and disbursements for these categories.

Table 4.4

**COMMITMENTS AND DISBURSEMENTS TO
PROJECTS IN THE EDUCATION SECTOR**

CATEGORY	COMMITTED (US\$ MILLION)	DISBURSED (% OF COMMITMENTS)
GE	12.22	28.4
VE	7.93	81.7
ER	n/a*	n/a
VECC	6.01	74.8
HE	75.13	86.5
F&AA	15.36	88.9
SA	2.44	65.6
T	1.40	50.2
P	1.54	78.9
CD	3.0	100
TB	12.0	100
ET	0	0
B&P	112.67	69.8
Mixed	9.32	28.1
Unspecified	1.78	37.5
Total	260.8	70.3

* n/a: not available as a separate category.

Source: Secretariat of the LACC, *Partners in Peace, July 1996 - Revised*, pp. 59-76.

4.2.3 Employment Creation

Commitments to the employment creation sector totaled \$138.1 million, of which only 39% has been disbursed. Geographical distribution of these commitments is as follows: 37% to the Gaza Strip, 20% to the West Bank, 39% to the West Bank and Gaza Strip, and the rest is unspecified.

Commitments to the employment creation sector were made by the following donors: Netherlands (18.7%), United States (18.1%), Japan (17%), Norway (12%), Saudi Arabia (10.7%), Italy (8%), Sweden (7.4%), Germany (7.1%), and others (1%). These projects are categorized as follows:

EC: Employment Creation
 TA: Technical Assistance
 CR: Construction and Renovation
 EQ: Equipment Supply
 TR: Training

UNRWA EEP: UNRWA Emergency Employment Program

Table 4.5 summarizes the commitments and disbursements to these projects.

Table 4.5

**COMMITMENTS AND DISBURSEMENTS TO
 PROJECTS IN THE EMPLOYMENT CREATION SECTOR**

CATEGORY	COMMITTED (US\$ MILLION)	DISBURSED (% OF COMMITMENTS)
EC	30	16.7
TA	0.08	100
CR	15	0.0
EQ	n/a*	n/a
TR	n/a	n/a
Mixed	88.02	52.2
UNRWA EEP	5	100
Total	138.1**	39

* n/a: not available as a separate category

** The labor content in these projects ranges from 20%-35% of the value of the project depending on its nature.

Source: Secretariat of the LACC, *Partners in Peace, July 1996 - Revised*, pp. 81-87.



4.2.4 Environment

Commitments to the environment sector totaled \$46.1 million, of which 58.4% has been disbursed. The geographical distribution of these commitments are as follows: 56% to the Gaza Strip, 17% to the West Bank, 23% to the West Bank and Gaza Strip, and the rest is unspecified.

Commitments to the environment sector were made by the following donors: the EU (25.2%), Spain (16.7%), Germany (16.6%), Italy (14.2%), Netherlands (9.9%), Japan (6.1%), Switzerland (4.3%), Denmark (2.8%), Sweden (1.8%), Austria (1.6%), and others (0.8%).

Environmental projects are categorized here as follows:

- TA: Technical assistance
- CR: Construction and renovation
- EQ: Equipment supply
- TR: Training
- RC: Recurrent costs
- CDT: Credit

Table 4.6 summarizes the commitments and disbursements in these categories.

Table 4.6

**COMMITMENTS AND DISBURSEMENTS TO
PROJECTS IN THE ENVIRONMENT SECTOR**

CATEGORY	COMMITTED (US\$ MILLION)	DISBURSED (% OF COMMITMENTS)
TA	5.98	3.9
CR	n/a*	n/a
EQ	n/a	n/a
TR	0.95	10.9
RC	0.19	100
CDT	n/a	n/a
Mixed	33.24	66.1
Unspecified	5.74	56.3
Total	46.1	58

* n/a: not available as a separate category

Source: Secretariat of the LACC, *Partners in Peace, July 1996 - Revised*, pp. 92-98.

4.2.5 Health

Commitments to the health sector totaled \$205.82 million, of which 51% has been disbursed. The geographical distribution of these commitments is as follows: 24% to the Gaza Strip, 28% to the West Bank, 43% to the West Bank and Gaza Strip, and the rest is unspecified.

Commitments to the health sector were made by the following donors: Japan (21.8%), the EU (18.4%), Italy (10.3%), Denmark (5.4%), Spain (4.9%), the Arab Fund (4.9%), Saudi Arabia (4.4%), Norway (4.3%), the World Bank (3.9%), Sweden (3.9%), Austria (3.5%), the World Food Programme (2.6%), Netherlands (2.1%), UK (1.7%), Belgium (1.5%), France (1.3%), Cyprus (1.2%), and others (3.9%), each of which committed less than 1%.

Projects in this sector are categorized as follows:

- TA: Technical assistance
- CR: Construction and renovation
- EQ: Equipment supply
- TR: Training
- RC: Recurrent costs
- CDT: Credit

Table 4.7 summarizes the commitments and disbursements in these categories.

Table 4.7
COMMITMENTS AND DISBURSEMENTS TO
PROJECTS IN THE HEALTH SECTOR

CATEGORY	COMMITTED (US\$ MILLION)	DISBURSED (% OF COMMITMENTS)
TA	2.2	79.7
CR	16.86	53.8
EQ	31.89	78.2
TR	3.39	46.7
RC	12.21	74.2
CDT	n/a*	n/a
Mixed	75.46	37
Unspecified	63.81	47.5
Total	205.82	51

* n/a: not available as a separate category

Source: Secretariat of the LACC, *Partners in Peace, July 1996 - Revised*, pp. 103-125.

4.2.6 Infrastructure

Commitments to the infrastructure sector totaled \$700.83 million, of which 29% has been disbursed. The geographical distribution of these commitments is as follows: 30.8% to the Gaza Strip, 19.7% to the West Bank, 40% to the West Bank and Gaza Strip, and the rest is unspecified.

Commitments in the infrastructure sector were made by the following donors: the World Bank (16.4%), United States (15.5%), Saudi Arabia (12.1%), Germany (9.1%), the EU (7.7%), the EIB (5.6%), France (5.5%), Netherlands (5.2%), Norway (5.1%), Denmark (2.9%), Spain (2.4%), Italy (2.2%), Switzerland (2%), Japan (2%), Sweden (1.4%), the Arab Fund (1.4%), UK (1%), and others (2.5%), of which each committed less than 1%.

Projects in the infrastructure sector are categorized here as follows:

- TA: Technical assistance
- CR: Construction and renovation
- EQ: Equipment supply
- TR: Training
- RC: Recurrent costs
- CDT: Credit

Table 4.8 shows commitments and disbursements to infrastructure projects.

Table 4.8

**COMMITMENTS AND DISBURSEMENTS TO
PROJECTS IN THE INFRASTRUCTURE SECTOR**

CATEGORY	COMMITTED (US\$ MILLION)	DISBURSED (% OF COMMITMENTS)
TA	6.27	38.7
CR	235.2	38.1
EQ	13.66	18.8
TR	7.38	19.4
RC	n/a	n/a
CDT	n/a	n/a
Mixed	276.33	25.9
Unspecified	161.99	30.9
Total	700.83	29.0

* n/a: not available as a separate category

Source: Secretariat of the LACC, *Partners in Peace, July 1996 - Revised*. pp. 131-150.

4.2.7 Housing

Commitments to the housing sector totaled \$67.48 million, of which 75.2% has been disbursed. Geographical distribution of these commitments is as follows: 44.6% to the Gaza Strip, 0% to the West Bank, 40.6% to the West Bank and Gaza Strip, and the rest (14.8%) is unspecified.

Commitments to the housing sector were made by the following donors: Japan (33.8%), United States (27.9%), the EU (21.5%), Austria (14.8%), Canada (1.9%), and less than 1% by the UK.

Projects in the housing sector are categorized here as follows:

- TA: Technical assistance
- CR: Construction and renovation

EQ: Equipment supply
 TR: Training
 RC: Recurrent costs
 CDT: Credit

Table 4.9 summarizes the commitments and disbursements in these categories.

Table 4.9
COMMITMENTS AND DISBURSEMENTS TO
PROJECTS IN THE HOUSING SECTOR

CATEGORY	COMMITTED	DISBURSED
	(US\$ MILLION)	(% OF COMMITMENTS)
TA	1.62	3.7
CR	28.06*	85.7
EQ	n/a**	n/a
TR	n/a	n/a
RC	n/a	n/a
CDT	n/a	n/a
Mixed	27.8	95.7
Unspecified	10	0.0
Total	67.48	75.2

* These funds are distributed as follows: Contribution towards self-help housing project in Rafah for Canada Refugee Camp (4.5%); refugee shelter rehabilitation in the WBGs (45.6%); grants to UNRWA for Shelter Rehabilitation Program for 400 families in Gaza Strip (14.3%); and (35.6%) for the construction of 256 housing units for Palestinian police in Beit Hanoun.

**n/a: not available as a separate category

Source: Secretariat of the LACC, *Partners in Peace, July 1996 - Revised*. Pp. 151-152.

4.2.8 Institution- Building

Commitments to the institution-building sector totaled \$316.01 million, of which 49% has been disbursed. The geographical distribution of these commitments is as follows: 3% to the Gaza Strip, 2.5% to the West Bank, 87.1% to the West Bank and Gaza Strip, and the rest (7.4%) is unspecified.

Commitments to the institution-building sector were made by the following donors: Norway (27.8%), the EU (23.2%), Japan (9.8%), United States (7.3%), Germany (5.2%), Switzerland (4.2%), Sweden (3.2%), Canada (3%), Netherlands (2.9%), Austria (2.3%), Italy (1.7%), UK (1.7%), Australia (1.4%), France (1.2%), UAE (1.1%), and others (4%), of which each committed less than 1%.

Projects in the institution-building sector are categorized as follows:

- TA: Technical assistance
- CR: Construction and renovation
- EQ: Equipment supply
- TR: Training
- RC: Recurrent costs
- CDT: Credit

Some projects did not clearly correspond to any of the designated sectors as categorization of projects was channeled through the twelve sectors identified for the SWGs by LACC. These projects were classified under the institution-building sector after it was noted that almost all additional projects had, to some extent, an institution-building objective. Such projects include election support, rehabilitation of ex-detainees, child/youth and culture-related projects, integrated rural development, democracy and governance projects.²²

Table 4.10 summarizes the commitments and disbursements to projects in the institution-building sector.

Table 4.10

**COMMITMENTS AND DISBURSEMENTS TO
PROJECTS IN THE INSTITUTION-BUILDING SECTOR**

CATEGORY	COMMITTED (US\$ MILLION)	DISBURSED (% OF COMMITMENTS)
TA	57.68	66.2
CR	n/a*	n/a
EQ	5.38	90.7
TR	9.03	38.9
RC	0.81	76.5
CDT	0.31	82.3
Mixed	112.52	53.8
Unspecified	130.28	36.0
Total	316.01	49

* n/a: not available as a separate category

Source: Secretariat of the LACC, *Partners in Peace, July 1996 - Revised*, pp. 158-187.

4.2.9 Legal Affairs

Commitments to the legal affairs sector totaled \$9.64 million, of which only 15.5% has been disbursed. The geographical distribution of these commitments is as follows: 0% to the Gaza Strip, 18.7% to the West Bank, 51% to the West Bank and Gaza Strip, and the rest (30.3%) is unspecified.

Commitments to the legal sector were made by the following donors: the UK (39.3%), the EU (22.3%), Norway (15.6%), Australia (7.4%), Spain (5.2%), France (4.1%), Switzerland (2.9%), United States (2.4%), and the remainder by the Netherlands.

Projects in the legal affairs sector are categorized as follows:

- TA: Technical assistance
- CR: Construction and renovation
- EQ: Equipment supply
- TR: Training
- RC: Recurrent costs
- CDT: Credit

Table 4.11 summarizes the commitments and disbursements in these categories.

Table 4.11
COMMITMENTS AND DISBURSEMENTS TO
PROJECTS IN THE LEGAL AFFAIRS SECTOR

CATEGORY	COMMITTED (US\$ MILLION)	DISBURSED (% OF COMMITMENTS)
TA	1.8	16.6
CR	n/a	n/a
EQ	1.9	0.0
TR	0.0	0.0
RC	0.0	0.0
CDT	0.0	0.0
Mixed	0.4	0.0
Unspecified	5.94	20.1
Total	9.64	15.5

* n/a: not available as a separate category

Source: Secretariat of the LACC, *Partners in Peace, July 1996 - Revised*, pp. 188-192.

4.2.10 Police

Commitments to the police sector totaled \$71.9 million, of which 89.6% has been disbursed. During October 1993 - December 1995, salaries channeled to the Palestinian police force (PPF) through the United Nations bridging mechanism (UNRWA) totaled almost \$39.3 million. Additional in-kind gifts and financial support to the PPF of \$32.6 million were committed later on. Of these new commitments, \$25.1 million were disbursed in the period January-September 1996. Donors to the police sector include: the UK, Norway, Sweden, Netherlands, the EU, Saudi Arabia, Denmark, Japan, Greece, Egypt, and the United States.

Therefore, the bulk of aid to the PPF is composed of salaries to support a police force of 24,000 as of the end of December 1995. According to the International Monetary Fund, a wage bill of \$41 million was expected for 1995. However, donor support of the PPF has been extended beyond fund-raising for police salaries. In addition to training, gifts-in-kind played a crucial role in directing this new force toward becoming a professional police force able to serve a civilian population and be accountable to the rule of law. A total of 1353 policemen participated in a variety of training projects, most of them in the Palestinian territories. During 1995, the police force program focused on the need to establish a police academy, to be built in Nablus.

4.2.11 Private Sector

Commitments to the private sector totaled \$85.68 million, of which only 30.2% has been disbursed so far. The geographical distribution of these commitments is as follows: 17% to the Gaza Strip, 0% to the West Bank, 82% to the West Bank and Gaza Strip, and the rest (7%) is unspecified.

Commitments to the private sector were made by the following donors: the United States (45.8%), Germany (18.3%), the EU (17.4%), France (5.8%),

the World Bank (5.8%), Italy (1.9%), Netherlands (1.5%), Spain (1.2%), and others (2.3%) each of which committed less than 1%.

Projects in the private sector are categorized here as follows:

- TA: Technical assistance
- CR: Construction and renovation
- EQ: Equipment supply
- TR: Training
- RC: Recurrent costs
- CDT: Credit

Table 4.12 summarizes the commitments and disbursements in these categories.

Table 4.12

**COMMITMENTS AND DISBURSEMENTS TO
PROJECTS IN THE PRIVATE SECTOR**

CATEGORIES	COMMITTED (US\$ MILLION)	DISBURSED (% OF COMMITMENTS)
TA	1.51	12.8
CR	n/a*	n/a
EQ	n/a*	n/a*
TR	0.62	23
RC	0.0	0.0
CDT	31.3	46.7
Mixed	16.1	53.6
Unspecified	36.15	10.9
Total	85.68	30.2

* n/a: not available as a separate category

Source: Secretariat of the LACC, *Partners in Peace, July 1996 - Revised*, pp. 205-210.

4.2.12 Public Finance

Commitments to the public finance sector amounted to \$321.94 million, of which almost 90% has been disbursed so far; the alleviation of the PA's budgetary constraints has been a major concern of donors.

Covering salaries and other recurrent costs is the most significant of donor activities in this sector. This assistance is channeled through both bilateral and multilateral mechanisms. The Holst Fund has been the primary instrument for multilateral funding of the recurrent budget and start-up activities. The Fund is administered by the World Bank through the Palestinian Ministry of Finance and PECDAR. Since its inception in the spring of 1994, 25 donor countries have pledged a total of \$222.8 million to the Holst Fund, with over \$185 million disbursed. In addition, the EU's support for PA running costs, totaling over \$81 million, provides bilateral support for education and higher education.

4.2.13 Tourism

Total commitments to this sector amount to \$3.882 million, of which 17% has been disbursed. The geographical distribution is as follows: 0% to the Gaza Strip, 15% to the West Bank, 7% to the West Bank and Gaza Strip, and the rest (78%) is unspecified.

Commitments to this sector were made by: Germany (44.6%), Spain (23.4%), Austria (12.4%), UNDP (9.7%), Japan (5.2%), Switzerland (2.1%), Norway (1.3%), and others (1.3%), each of which committed less than 1%.

The projects in this sector are categorized here as follows:

- TA: Technical assistance
- CR: Construction and renovation
- EQ: Equipment supply

TR: Training
 RC: Recurrent costs
 CDT: Credit

Table 4.13 summarizes commitments and disbursements to these project categories.

Table 4.13
COMMITMENTS AND DISBURSEMENTS TO
PROJECTS IN THE TOURISM SECTOR


CATEGORY	COMMITTED (US\$ MILLION)	DISBURSED (% OF COMMITMENTS)
TA	0.644	5.2
CR	n/a	n/a
EQ	n/a	n/a
TR	0.028	100
RC	0.0	0.0
CDT	0.0	0.0
Mixed	1.93	10.4
Unspecified	1.28	31.3
Total	3.882	17

* n/a: not available as a separate category

Source: Secretariat of the LACC, *Partners in Peace, July 1996 - Revised*, pp. 220-223.

4.2.14 Transport and Telecommunications

A separate matrix has not yet been provided for this sector. In fact, the last few years have seen little donor interest in institutional projects presented by both the Ministry of Transport and the Ministry of Telecommunications and



Post. With an increasing percentage of funds becoming available as loans, few infrastructure projects would be considered by lenders without an institutional framework in place. No substantial funds exclusive to this area were reported. Infrastructure projects such as road-related projects which could be included in this sector were added instead to the infrastructure matrix.






5. CONCLUSION

WHILE IT IS STILL TOO early for a full assessment of the impact and long-term consequences of donor assistance being provided to the West Bank and Gaza Strip, there are some preliminary conclusions that can be drawn at this stage. Although the data is not necessarily up-to-date, since such a task is virtually impossible at this stage, trends may be inferred. Questions of project selection, sectoral priority, and choice of development strategy must be asked by local and international policy-makers involved in the nation-state building process ongoing in the West Bank and Gaza Strip.

A cursory examination of the data confirms that one of the most pressing immediate goals is that of political survival, with a significant proportion of foreign assistance having been targeted to transitional budget support and public finance. How long such programs can be sustained is only one of several questions demanding further research.

The situation is exacerbated by the prolonged border closure that has been imposed on the West Bank and Gaza Strip in varying degrees since the Gulf War and most stringently since February 1996. Due to this closure, the donor community has had to shift its focus to funding emergency projects and the PA's budget deficit; in effect the donors have had to subsidize Israeli government policy at the expense of long-term development of the West Bank and Gaza Strip.

There is also the issue of the relative slowness of the delivery of assistance to projects on the ground, visible to communities waiting to see the benefits of Palestinian engagement in the peace process. As of November 1996, only a little over one half of the total monies pledged to the Palestinians had actually been disbursed, and much of that went for the budget support




discussed above, and to technical assistance, often involving highly-paid experts from abroad. Technical assistance received 13.1% of all disbursements thus far, with \$124.59 million (70.55%) of those disbursements falling into the somewhat ambiguous Other category as defined by the World Bank. The biggest TA donor is the United States, of whose contribution 83.59% fell under the Other category. These are substantial amounts, particularly in light of the significant proportion of these funds that are returned to the donor country.

Disbursements to infrastructure, employment creation, health, institution-building, private sector and tourism lagged far behind those to the public finance, police, education, housing, agriculture and environment sectors. Furthermore, within the infrastructure sector, there is no mention of maintenance costs, a significant expenditure to be considered in future. Despite initial relative support to the sector, a quick overview of the projects being implemented on the ground and the World Bank's initiatives suggests that the agricultural sector does not figure prominently in the "impending" development process.

In general, an examination of the data raises questions about the entire process of priority identification and project selection. It is also interesting to examine the relative levels of participation by donors in the political and economic arena. For example, the United States, which plays the leading role in the peace process, is only the third largest donor after the EU and Japan. Moreover, \$125 million of the amount initially pledged by the United States to the Palestinians was channeled through OPIC, the Overseas Private Investment Corporation; in effect, this amount was actually pledged to US investors wishing to invest in the region.

The second and third phases of this project will provide the opportunity to analyze donor assistance in greater depth. The second phase of this project will be analytical in nature. Working with the results of this first data-gathering



phase, the project's aim is to focus on donor and PA agenda-setting within the context of the global political economy and the local conditions affecting Palestinian development. In the third and final phase of this project we hope to produce sectoral and overall policy recommendations targeting the economic development needs of the Palestinian territories.

Endnotes:

¹ Based on the fifth revision, November 1996 "Matrix of Donor Assistance to the West Bank and Gaza Strip".

² Two of the main documents used in this project are: "Partners in Peace" prepared jointly by the United Nations and the World Bank Secretariat of the LACC, revised-July 1996, and "A Matrix of Donors' Assistance to the West Bank and Gaza" prepared by the Secretariat of the AHLC, fifth revision-November 1996.

³ "Commitment" is defined as a firm allocation of pledge monies by a donor to a particular assistance activity, i.e., a project agreement was signed. "Disbursement", on the other hand, represents money transferred out of donor bank accounts against its commitments to the implementing agency. The figure therefore reflects what the donor has disbursed to date, but not necessarily the implementation status of the project, i.e., some disbursements are not yet translated into activities on the ground.

⁴ The figures in parentheses represent the shares of these countries in total grants pledged.

⁵ The category of Europe as a region includes: Austria, Belgium, Cyprus, Czech Republic, Denmark, EU, EIB, Finland, France, Germany, Greece, Ireland, Italy, Luxembourg, Netherlands, Norway, Romania, Spain, Sweden, Switzerland, and the UK.

⁶ The figures in parentheses represent the specific country share of total European-pledges.

⁷ Full text of Tripartite Action Plan in Appendix I.

⁸ On the problems of international assistance to the Palestinian people, see Rex Brynen, The (Very) Political Economy of the West Bank and Gaza: Learning Lessons about Peace-building and Development Assistance, (McGill University, 1996), pp. 7-11.

⁹ For more on this see Brynen, *ibid.*, p. 13.

¹⁰ Excerpted from USAID's 1997 Congressional Presentation.

¹¹ The figures in parentheses are the relative shares of the donors in the total loan pledges.

¹² Based on *Communication from the Commission to Council and Parliament on Future European Union Economic Assistance to the West Bank and the Gaza Strip*.

¹³ Excerpted from Harkin Senate Testimony on Gaza and the West Bank, May 21, 1996.

¹⁴ Excerpted from the Internet: Palestinian Development Infonet: Development Assistance to the West Bank and Gaza. An Overview, 15 August 1996.

¹⁵ Figures in parentheses represent shares of the variables concerned.

¹⁶ Brynen, *ibid.*, p.3 See also the "Organizational Schema of Assistance Program", Figure 1 on page 5 of the same article.

¹⁷ Saudi Arabia seems to have increased its original pledges by \$12 million.

¹⁸ When the disbursements for housing by donors from the "Matrix" (pp. 51-94) were aggregated, the total was \$88.67 million and not \$138.52 million as indicated from pages 21 and 28, which confirms the conclusion that the sectoral distribution matrix is not always accurate.

¹⁹ See also the "Matrix".

²⁰ Figures in parentheses are the relative shares of sectors in total disbursements.

²¹ The last two categories will be used always in the other sectors.

²² See "Partners in Peace", *ibid.*, p. 151.





ANNEX I


TRIPARTITE ACTION PLAN ON REVENUES, EXPENDITURES AND DONOR FUNDING FOR THE PALESTINIAN AUTHORITY

February 1996

PREAMBLE

The signing of the first Tripartite Action Plan in Paris at the April 1995 Ad Hoc Liaison Committee meeting marked a significant consolidation of the partnership for peace that has been formed by the Palestinian Authority, the Government of Israel, and the donor community. The first Tripartite Action Plan has promoted significant achievements in the economic and social development effort of the Palestinian Authority and the Palestinian people.

The Interim Agreement, signed on 28 September 1995 by the Government of Israel and the Palestinian Liberation Organization, marks the beginning of a new phase of the development effort in the West Bank and Gaza Strip. Following signature of the Interim Agreement, the Ad Hoc Liaison Committee met at the ministerial level in Washington, D.C. The meeting was convened to discuss how the donor community could most effectively assist the Palestinian Authority in its efforts to sustain the political progress marked by the Interim Agreement, by providing further economic and financial assistance to the Palestinian people.



Consensus was reached, that a first and indispensable step in a revitalized process of development stemming from the Interim Agreement would be the consolidation of the progress already achieved towards the balancing of the Palestinian Authority recurrent budget, as well as a commitment to expediting disbursement of donor assistance and reducing impediments to the free passage of goods and persons. Furthermore, it was noted that the success of a medium-term economic development strategy is dependent upon the adoption and implementation by the Palestinian Authority of a legal and regulatory regime favorable to private sector investment and economic development.


The following is a revised text of the first Tripartite Action Plan, which incorporates new understandings on the part of the Palestinian Authority, the Government of Israel and the donor community.

I. Palestinian Requirements and Responsibilities

The Palestinian Authority pledged to fulfill the requirements and responsibilities listed below in cooperation with the Government of Israel and the donor community. It was understood that this revised Tripartite Action Plan would be submitted to the Palestinian Council following its establishment.

A. Fiscal Policy


1. The Palestinian Authority commits itself to adhere to the revenue and expenditure targets contained in the 1996 budget submitted to the donor community (see Annex B). It is understood that the revenue collection and expenditure targets in the budget will be viewed as performance benchmarks by donors, subject to the review process noted under Donor Requirements and Responsibilities. This budget will be binding on all ministries and spending agencies, including the police force and



PECDAR, for which the Palestinian Authority central administration is responsible.


2. The Palestinian Authority will finalize, by end-March 1996, its 1996-98 fiscal and macroeconomic projections. The intended fiscal policy stance underlying the finalized projections will continue to be: (i) to limit the recurrent budget deficit and associated external funding needs not exceeding US\$75 million in 1996; and (ii) recurrent budget balance in 1997 and surplus in 1998, so that no further donor support for the recurrent budget would be called for in those years.
3. The PA will continue to co-operate with Israel on tax and any related issues as provided for the Interim Agreement. Any outstanding issues will be resolved in the Joint Economic Committee.
4. The Palestinian Authority will work with the Government of Israel to settle outstanding May-December 1994 VAT clearances for the Gaza Strip and the Jericho Area and resolve other revenue issues in the Joint Economic Committee by 31 December 1995.
5. The Palestinian Authority will work to ensure the achievement of the fiscal stance referred to at Article 1 and 2 of this section. The Palestinian Authority will continue to work with the International Monetary Fund and implement the recommendations of the latter on strengthening revenue administration and expenditure management, according to the agreed schedule (see Annex D).


In particular, the Palestinian Authority will strengthen fiscal expenditure management by appointing Directors-General and senior staff of the Treasury Central Budget Office and Internal Audit Unit within eight weeks of the signature of this Plan. The PA will also continue to improve revenue administration, including customs administration, particularly through computerization.

- 
6. The Palestinian Authority will, over the next twelve months, work to create budgeting, financial control and internal audit systems within the major spending ministries or departments, including the ministries of Education, Health, and Social Welfare, and the Police.
 7. The PA will centralize all fiscal revenues (domestic and clearances), fiscal expenditures and external assistance receipts in one central account, under the direct control of the Ministry of Finance by 31 January 1996.
 8. The PA will pursue in 1996 a prudent civil service and police force recruitment not exceeding the numbers and cost structures outlined in the 1996 budget, and a prudent wage policy, and will ensure that any additional recruitment and wage bill expenditure is contained within the overall expenditure ceiling imposed by the 1996 budget and is consistent with fiscal sustainability. In this connection, the PA will undertake a human resources planning exercise, to be completed by June 1996, to identify optimum staffing requirements and the fiscal implications of any changes. The Palestinian Authority will continue this policy consistent with its 1996-98 fiscal and macro-economic projections.

B. General Economic Policy

1. In order to facilitate the movement of persons and goods in and out of the West Bank and Gaza Strip and between the West Bank and Gaza Strip the Palestinian Authority will appoint a Palestinian Liaison Officer for each crossing point in the West Bank and Gaza Strip to work with an Israeli counterpart to address situations as they arise. The Palestinian Authority will put in place sufficient staffing to ensure that delays on the Palestinian side of crossing points are minimal for the passage of commodities and authorized people.


- 
2. Any equipment, goods or materials imported for development projects financed by donors will be exempt by the PA from all custom and import taxes and duties. The PA will also expedite the repayment of VAT received on donor-financed projects. The Palestinian Authority and the Government of Israel will discuss these issues in accordance with Annex V, Article III, paragraph 19 of the Interim Agreement.
 3. The PA will take the following actions to establish three industrial estates, by March 1996:
 - (i) establish and mandate a team to develop and finalize with the Government of Israel the enabling environment for the industrial zones;
 - (ii) establish an autonomous Palestinian Industrial Estates Authority;
 - (iii) designate specific sites for the construction of the estates;
 - (iv) establish the legal basis for the estates;
 - (v) facilitate the work of private developers for the selected sites and continue to work with donors, the World Bank and the United Nations on this program.
 4. The Palestinian Authority and the Government of Israel will expedite negotiations on the Gaza Harbor, consistent with the Interim Agreement.
 5. The Palestinian Authority will establish a high-level Commission on Public Administration. The Commission will make recommendations for clarifying the mandates of those ministries and agencies with a central involvement in economic policy formulation and in the programming and implementation of donor assistance, namely the Ministry of Finance, the Ministry of Planning and International Cooperation, the Ministry of Economy, Trade, and Industry, the Palestinian Monetary Authority, and PEC DAR. In formulating its recommendations, the Commission will also take into consideration any implications for staffing.



The Commission will also examine ways to strengthen cabinet-level decision-making and inter-ministerial co-ordination.

The Commission will submit a report containing its formal recommendations by end-June 1996. In its deliberations, the Commission may find it appropriate to consult the donors. Expert consultants will be provided upon request by the World Bank, the United Nations or donors to assist the Commission.

6. The PA will designate a single agency to produce a report articulating sectoral development and project priorities for the short-term and medium-term. The report will be consistent with the medium-term economic development strategy. The report will take into consideration that, in line with the fiscal commitments of the Palestinian Authority, the priority investment projects should not lead to significant increases in permanent public sector employment or recurrent expenditure. Accordingly, the Palestinian Authority's 1996-98 fiscal projections will include the recurrent cost implications of investment projects, including the core projects presented to the World Bank Consultative Group on the West Bank and Gaza Strip on 18-19 October 1995.
7. These projects and sectoral priorities must form the starting point of a process of capital budget formulation and estimation. To this end, the Palestinian Authority will, within the PA agency so designated, and with World Bank, United Nations and donor assistance, begin, by March 1996, a proper process of investment program formulation, decision-making and implementation.
8. The Palestinian Authority will continue to promote decentralization of, and participation in, project design and implementation through enhancing the role of municipalities, village councils and NGOs. The



Palestinian Authority will also encourage private sector participation in financing and managing public infrastructure and services.


9. The Palestinian Authority in conjunction with the World Bank, the United Nations, and interested donors will finalize by April 1996 a housing development strategy which will include a program of housing finance, private housing construction and urban renewal.
10. The Palestinian Authority will work towards implementing the investment promotion law, creating the Palestinian Investment Promotion Agency, and establishing the regulatory framework for private sector investment. These steps will be completed by end-March 1996.
11. The Palestinian Authority will provide written information on a monthly basis to the Local Aid Co-ordination Committee secretariat on the transfer of revenue, and on all available information on the flow of persons and goods, as well as measures being taken to enhance these flows.

II. *Israeli Requirements and Responsibilities*

The Government of Israel, in cooperation with the Palestinian Authority and the donors, pledged to fulfill the following requirements and responsibilities:

A. Fiscal Policy

1. The Government of Israel will continue to co-operate with the Palestinian Authority to ensure the smooth functioning of revenue collection in the West Bank and Gaza Strip, especially for the newly transferred spheres of activity, and ensure that agreed taxes accrue to the Palestinian Authority, pursuant to the 28 September, 1995 Interim Agreement and all other relevant agreements.

- 
2. The Government of Israel will continue to transfer to the Palestinian Authority on a timely basis all revenue clearances due pursuant to the Interim Agreement and all other relevant agreements.
 3. Upon request the Government of Israel will provide training to Palestinian tax advisors and customs administration employees.


B. General Economic Policy

The parties to the Tripartite Action Plan respect the obligation of the Government of Israel to provide for the safety and security of its citizens and recognize that security measures remain necessary owing to the continued threat of violent attacks.

At the same time, the parties take note of current and serious efforts undertaken by the Government of Israel to remove measures that have proven impediments to the achievement of sustained economic growth in the West Bank and Gaza Strip.

The parties encourage the Government of Israel to take further steps to remove restrictions that have created so far significant disincentives, and in many cases prevented private sector economic activity, and to examine ways to bridge its security needs with the need to allow economic activities performed by Palestinians, which in turn will create the necessary growth in the PA's fiscal revenue.

1. The Government of Israel will work with the PA, consistent with the Interim Agreement, to take all necessary steps to facilitate the movement of goods and persons in and out of the West Bank and Gaza Strip.




In order to achieve this, the Government of Israel will designate by the end of January 1996 an Authority responsible for dealing with all issues related to the crossing of persons and goods. This authority will be represented at the crossing points to Israel and will co-operate with Palestinian liaison officials appointed by the Palestinian Authority.

Measures to be taken in this regard will include:


- (i) Facilitating the movement of business persons, VIPs, donor project staff and Palestinian Authority personnel, consultants and advisory representatives. Persons registered in these categories will be given permits.
- (ii) Ensuring the regular and orderly passage of diplomatic, consular, International Monetary Fund, World Bank and United Nations personnel and their staff.
- (iii) Expediting the movement of commodities in and out of the Gaza Strip and eliminating unnecessary delays.
- (iv) Expediting the movement of authorized persons at Israeli crossing points.
- (v) Giving special attention to the transit of goods and persons in and out of the industrial zones in order to make full economic use of these zones.
- (vi) Developing facilities and staffing within Israel's possibilities to ensure that delays at Israeli crossing points are minimal for the passage of commodities and authorized people. Donors will consider methods of assisting Israel in this respect.

The Government of Israel will inform the Palestinian Authority and all relevant and affected parties through the LACC secretariat on a timely



and detailed basis of all procedures and measures taken and planned related to the transit of goods and persons.


2. The Government of Israel will ensure arrangements for the safe passage of persons and goods between the Gaza Strip and the West Bank, consistent with Article 3g of Annex II to the Declaration of Principles and with the Interim Agreement. The Government of Israel will also work with the Palestinian Authority to expedite the passage of persons and goods between the Gaza Strip and Egypt, and between the West Bank and Jordan consistent with Article 4 of the same Annex. In addition, the Government of Israel will ensure free movement of persons and goods between different parts of the West Bank consistent with the Interim Agreement.
3. Israel will co-operate with the Palestinian Authority to launch at least three industrial zones as early as possible in 1996, consistent with the 28 September Interim Agreement, by:
 - (i) establishing and authorizing a team to negotiate and finalize the enabling environment for industrial zones, including security arrangements and guarantees for free movement of goods, services and investors;
 - (ii) agreeing on selected sites for industrial zones, and for appropriate zoning for those selected sites in the West Bank;
 - (iii) designating a single relevant authority for issuing permits and other functions to the Palestinian Industrial Estates Authority as appropriate to provide a one-step window for dealing with international, Palestinian and Israeli investors; and
 - (iv) striving to complete, together with the Palestinian Authority, the detailed framework agreement before March 1996.

- 
4. The Palestinian Authority and the Government of Israel will expedite negotiations on the Gaza Harbor, consistent with the Interim Agreement.
 5. The Government of Israel will facilitate the smooth transfer of responsibilities for matters of land registration and building permits to the Palestinian Authority in accordance with the Interim Agreement.
 6. The Government of Israel will provide written information on a monthly basis to the Local Aid Co-ordination Committee secretariat on the transfer of revenue. Furthermore, Israel will strive to provide available information on the flow of persons and goods, as well as measures being taken to enhance these flows.

III. Donor Response

The donors, in response to the presentation of the Palestinian Authority and the Government of Israel, undertook to proceed as follows:

1. Donors will promptly pay outstanding 1995 pledges.
2. Donors will intensify their efforts to assist the Palestinian Authority in achieving sustained economic growth, notably by taking measures to promote trade with, and private sector investment in, the West Bank and Gaza Strip.
3. The donor community is encouraged by the commitment of the Palestinian Authority and the Government of Israel in this revised Tripartite Action Plan to ensure the timely implementation of development projects. Following the 28 September, 1995 Ad Hoc Liaison Committee Meeting and the 18-19 October 1995 Consultative Group Meeting, the donor community will direct its efforts at supporting the overall medium-term economic development strategy presented by



the Palestinian Authority, including providing financing for core investment projects. (See Annex A.)

For 1996, the donor community will strive to commit at least US\$865 million and to disburse at least US\$500 million.


4. The donor community welcomes the presentation by the Palestinian Authority of a consolidated 1996 budget based on the principle that revenues should lead expenditures. In view of the Palestinian Authority's commitment to adhere to the fiscal and overall macro-economic policy stance specified in this budget, donors pledged to provide US\$75 million in recurrent cost financing in 1996 with the time-bound pledges. This recurrent cost support will be guided by quarterly reviews of the revenue collection and expenditure performance of the Palestinian Authority. In particular, a detailed mid-term review covering the first half of 1996 will be undertaken by the Joint Liaison Committee which will make recommendations to the Ad Hoc Liaison Committee.
5. The donor community welcomes the Palestinian Authority's preliminary medium-term fiscal and macroeconomic projections for 1997-98. Donors expect that the finalized projections, due by the end of March 1996, will continue to reflect the clear understanding that donor support for recurrent costs will not continue beyond 1996.
6. The donor community, the World Bank, the International Monetary Fund and the United Nations stand ready to assist the Palestinian Authority with the implementation of provisions contained in this revised Tripartite Action Plan, including clarification of the responsibilities of the economic ministries and agencies. In addition, donors will consider favorably assisting the Palestinian Authority with the design and implementation of employment generation schemes and pension plans which would

contribute to restraining growth in the number of public sector employees, including the police force.

7. The donor community stresses the importance of Israel and the Palestinian Authority's adopting policies to promote private sector development of the Palestinian economy.

IV. Monitoring of the Implementation of the Tripartite Action Plan

1. The Palestinian Authority, in conjunction with the IMF, will continue to prepare quarterly reports on revenue collection and expenditure performance and prospects, as well as institution-building, for submission to the Ad Hoc Liaison Committee. The Joint Liaison Committee through its secretariat will review progress by all other areas addressed by this Tripartite Action Plan Coordination Committee.
2. In mid-1996, the Joint Liaison Committee on behalf of the Ad Hoc Liaison Committee will undertake a budget performance review with the Palestinian Authority, treating revenue collection and expenditure targets contained in the Palestinian Authority budget as performance benchmarks. Following consultations with the Local Aid Coordination Committee, the Joint Liaison Committee will make recommendations to the AHLC concerning donor support for recurrent cost for the remainder of 1996.
3. Donors will prepare quarterly reports on commitments, disbursements and project implementation, for submission to the Ad Hoc Liaison Committee through the Joint Liaison Committee Secretariat.
4. The Local Aid Co-ordination Committee will be briefed on a monthly basis by its secretariat on the basis of information provided as stipulated in sections II.B.11 and I.B.6.

- 
5. The Palestinian Authority and Israel will send representatives at an appropriate level who will have the authority to engage in substantive discussions on all issues related to the provisions of the Tripartite Action Plan.
 6. The Government of Israel and the Palestinian Authority report to the Joint Liaison Committee on the outcome of discussions held in the Joint Economic Committee on agenda items relating to fiscal issues bearing on donor activities.
 7. This Tripartite Action Plan should be reviewed at the end of 1996.



ANNEX II

MATRICES

- 1. Project Disbursements.*
- 2. The Palestinian Authority Public Investment Program for 1997.*
- 3. 1994-1998 Donor Pledges.*
- 4. Pledges, Commitments and Disbursements, 1994-1996.*
- 5. Start-up and Transitional Budgetary Support Commitments to the PA, 1994-96.*
- 6. Start-Up and Transitional Budgetary Support Disbursements to the PA, 1994-96.*
- 7. Technical Assistance Commitments, 1994-96*
- 8. Technical Assistance Disbursements, 1994-96*

CHARTS

- Chart No. 1 - Start-Up and Transitional Budgetary Support Disbursements Per Sector, 1994-96.*
- Chart No. 2 - Start-Up and Transitional Budgetary Support Disbursements According to Region, 1994-96.*
- Chart No. 3 - Commitments Disbursed According to Region, 1994-96.*
- Chart No. 4 - Total Donor Pledges Committed, 1994-96.*
- Chart No. 5 - Technical Assistance Disbursements Per Sector, 1994-96.*
- Chart No. 6 - Technical Assistance Disbursements, 1994-96.*
- Chart No. 7 - Donor Disbursements, 1994-96.*
- Chart No. 8 - Sector Disbursements, October 1993-July 1996.*

**Project Disbursements
(in US\$ millions)**

	Sector	Project	Disbursed	Committed
AGFUND	Health	Construction of a Diesel Workshop	0.12	0.12
AGFUND	Health	Upgrading of Equipment for Skill Training Courses	0.13	0.13
ASISCO	Education	Teacher Training	0.025	0.025
Australia	Health	Capacity Building in the Health Center	0.08	0.16
Australia	Infrastructure	Monitoring of Water Resources	0.33	0.33
Australia	Infrastructure	Water Resources Working Group	0.12	0.12
Australia	Instit. Building	Community Development	0.16	0.16
Australia	Instit. Building	Gaza Vocational Training	0.095	0.18
Australia	Instit. Building	Guidance Training Center	0.19	0.19
Australia	Instit. Building	Small Grants for Income Generation Projects	0.28	0.31
Australia	Instit. Building	Rehabilitation of Intifada Victims	0.25	0.7
Australia	Instit. Building	Rehabilitation of Women and Children Center	1.11	1.11
Australia	Instit. Building	Reintegration of Political Detainees	0.63	0.63
Australia	Instit. Building	Vocational Training for Women	0.15	0.46
Australia	Instit. Building	Legal Training and Forensic Education	0.32	0.72
Australia	Pub. Finance	Holst Fund	1.53	
Austria	Agriculture	Agriculture Marketing Infrastructure	0.58	0.58
Austria	Agriculture	Establishment of a training unit	0.54	0.76
Austria	Agriculture	Household Training Programs	1.05	1.05
Austria	Agriculture	Survey on Palestinian Development Perspectives	0.16	0.16
Austria	Environment	Environment Data Bank	0.74	0.74
Austria	Health	Basic Health Programs of the UPMRC	1.8	2.57
Austria	Health	Establishment of Austrian-Arab Community Clinic	0.88	1.23
Austria	Health	Integrated Basic Health Program in Jerusalem	0.45	1.53
Austria	Instit. Building	Institution Building for Vocational Training	0.29	1.1
Austria	Instit. Building	Scholarship Program for Maintenance Technician	1.73	1.73
Austria	Instit. Building	Vocational Training Center	0.19	2.7
Austria	Instit. Building	World Bank Technical Assistance Trust Fund	1.9	1.9
Austria	Pub. Finance	Holst Fund	0.307	
Belgium	Agriculture	Agriculture and Fishery Projects	3.2	3.2
Belgium	Agriculture	Small scale projects	0.45	0.45
Belgium	Education	Construction and Equipping 4 schools	2.76	2.76
Belgium	Education	Assistance to Birzeit Law Center	0.05	0.1
Belgium	Education	French language teaching	0.15	0.4
Belgium	Pub. Finance	Holst Fund	0.64	
Brunel	Pub. Finance	Holst Fund	6	
Canada	Health	Establishment of Public Health Association	0.2	0.46
Canada	Health	Support to Intl. Red Cross and Pal. Red Crescent	1.3	1.3
Canada	Housing	Self-help Housing Project in Rafah	1.26	1.26
Canada	Infrastructure	Renovation of Youth Centers	0.73	0.73
Canada	Infrastructure	Support to Regional Water Data Bank	0.05	0.73
Canada	Instit. Building	Canada Fund for Local Initiatives	1.95	2.25
Canada	Instit. Building	Management Training for NGO's	0.35	0.9
Canada	Instit. Building	Support to Dialogue Activities Among Reg. Parties	0.64	1.11
Canada	Instit. Building	Support to Elections	0.16	0.23
Canada	Instit. Building	Support to Research Activities & Consultancies	1.6	1.85
Canada	Instit. Building	Support to Water Sector	0.74	0.74
Canada	Instit. Building	Support to Women's Affairs Technical Committee	0.27	0.37
Canada	Instit. Building	World Bank TA Trust Fund	1.11	1.11
Canada	Instit. Building	Youth and Community	0.15	0.15
Canada	Pub. Finance	Holst Fund	9.389	
Denmark	Agriculture	Institutional Support for Fishery Projects	0.11	3.4
Denmark	Agriculture	Precluding Soil Erosion	0.18	0.28
Denmark	Education	Capacity Building for Ramallah Education Center	4.1	4.1
Denmark	Environment	Environmental Seminar	0.1	0.1

Source: "Partners in Peace" The Local Aid Coordination Committee (LACC) for Development Assistance in the West Bank and Gaza Strip. Prepared by the UN and World Bank LACC Secretariat, July 1996.

*Figures have been rounded to the nearest thousand.

**Project Disbursements
(in US\$ millions)**

	Sector	Project	Disbursed	Committed
Denmark	Environment	Institutional Support to Env. Protection Agency	0.37	1.2
Denmark	Health	Building UNRWA Gaza Hospital	1.32	4
Denmark	Health	Health Clinics, Human Rights Activities	1.27	1.87
Denmark	Health	Hospital Support	0.37	0.55
Denmark	Health	Hospital Support, Social Work	0.2	0.4
Denmark	Health	Support to Khan Younis Hospital	1.93	1.93
Denmark	Infrastructure	Emergency Rehabilitation Project	15.5	20
Denmark	Instit. Building	Democracy and Media Seminar	0.039	0.039
Denmark	Instit. Building	International Folk Highschool Seminar	0.052	0.052
Denmark	Instit. Building	Seminar: "Search for Common Ground"	0.0095	0.0095
Denmark	Instit. Building	SID, Support to Palestinian Trade Union	0.068	0.34
Denmark	Instit. Building	World Bank Consultants Fund	1.28	1.28
Denmark	Instit. Building	World Bank TA Trust Fund	0.96	0.96
Denmark	Instit. Building	Civic Education in the Occupied Territories	0.265	0.265
Denmark	Instit. Building	World Bank Consultants Fund	1.28	1.28
Denmark	Pub. Finance	Holst Fund	1.502	
EU	Agriculture	Training of an agricultural engineer for PARC	0.0077	0.0077
EU	Agriculture	TA related to identifying common parameters	0.019	0.019
EU	Agriculture	Training courses on occupational hazards in ag.	0.013	0.013
EU	Agriculture	Molecular Parasitology	0.047	0.047
EU	Agriculture	TA related to the conservation of crop resources	0.055	0.055
EU	Agriculture	Non-chemical Plant Disease Management	0.048	0.048
EU	Agriculture	Training Courses	0.013	0.013
EU	Education	Budget Support to Ministry of Education (MOE)	13.3	13.3
EU	Education	Salary Support	0.12	0.12
EU	Education	Provision of equipment for establishment of EMIS	0.34	0.34
EU	Education	Provision of technical expertise for 10 mos.	0.18	0.18
EU	Education	Construction and equipping of 13 UNRWA schools	8.43	8.43
EU	Education	Budget support to Palestinian higher education	19.95	19.95
EU	Education	Budget support to Palestinian higher education	19.94	19.95
EU	Education	Budget support to Palestinian higher education	14.16	14.16
EU	Education	Construction/Equipping 3 schools	1.85	1.85
EU	Education	Budget Support for Higher Education Institutions	11.1	14.73
EU	Education	School Construction	6.24	18.2
EU	Education	Construction/equipping specialized rooms	1.9	1.9
EU	Environment	Purification and Re-Use of Domestic Waste Water	0.038	0.038
EU	Environment	Gaza City Solid Waste Disposal Project	4.7	8.87
EU	Environment	Rafah Municipality Solid Waste Disposal Project	2.25	2.25
EU	Environment	Testing of Photovoltaic Water Pumping Systems	0.065	0.065
EU	Environment	Environmental Technology	0.032	0.032
EU	Environment	Urban Environment Solid Waste Improvement	0.1	0.1
EU	Environment	Water Management and Quality	0.043	0.043
EU	Environment	Water Related Urban Planning	0.064	0.064
EU	Environment	Development of ecologically-safe pesticides	0.025	0.025
EU	Environment	Marine Science in Red Sea and Gulf of Aqaba	0.065	0.065
EU	Health	Assistance- Family Planning Program of Ministry	5.54	5.54
EU	Health	Baseline for Planning Healthcare	0.075	0.25
EU	Health	Dev. of National Strategy for Family Planning	0.062	0.062
EU	Health	Population and Reproductive Health Project	0.35	0.35
EU	Health	Improvement of Maternal & Child Preventive Care	0.016	0.016
EU	Health	Project to reduce maternal morbidity and mortality	0.07	0.07
EU	Health	Humanitarian Aid for Handicapped	0.46	0.46
EU	Health	Supply of Medicines and Medical Materials	6.5	6.5
EU	Health	Various Humanitarian Aid Projects	6.11	6.11
EU	Health	Computer equipment for the PHC	0.005	0.005

Source: "Partners in Peace" The Local Aid Coordination Committee (LACC) for Development Assistance in the West Bank and Gaza Strip.
 Prepared by the UN and World Bank LACC Secretariat, July 1996.
 *Figures have been rounded to the nearest thousand.

Project Disbursements
(in US\$ millions)

EU	Sector	Project	Disbur
EU	Health	Equipment for a Qarawat Bani Zayd	0.00
EU	Health	Gynecology service; health center in El-Bireh	0.00
EU	Health	Lab Equipment for Nasser Hospital	0.007
EU	Health	Pediatric Nurse Training Program	0.42
EU	Health	Primary Health Care, Al-Bireh	0.32
EU	Health	Support to Palestinian Medical Relief Committees	0.011
EU	Health	Support to the Mercy Center	0.0195
EU	Health	Support to the Palestinians	0.008
EU	Health	TA for surgery dept. Ittihad Hospital, Nablus	0.0128
EU	Health	Training of nurse in Ophthalmology, St. John Hosp	0.0043
EU	Health	Village Health Care Activities	0.0073
EU	Health	Emergency Food Aid	0.975
EU	Health	Health Program in Egypt and West Bank	0.5
EU	Health	Central Blood bank Society	0.094
EU	Health	Assistance for Health Administration	0.036
EU	Health	Establishment of Occupational Therapy Service	0.026
EU	Health	Assistance to Ministry of Health	0.59
EU	Health	Various Humanitarian Aid Projects	8.71
EU	Health	Village Health Care Activities, Jenin	0.007
EU	Health	TA for development of services for handicapped	0.018
EU	Health	Rehabilitation Center for Handicapped Children	0.094
EU	Housing	Housing Program in West Bank and Gaza Strip	13
EU	Infrastructure	Establishment Palestinian Energy Center & TA	1.82
EU	Infrastructure	Upgrading of a Sanitation and Drainage System	1.3
EU	Infrastructure	Design of Irrigation and Drainage System	0.043
EU	Infrastructure	Application of New & Renewable Energy Source	0.055
EU	Instit. Building	Election Observation	13
EU	Instit. Building	Establishment of a Palestinian Television	2.6
EU	Instit. Building	Palestinian Center for Microproject Development	1.9
EU	Instit. Building	Instit. Support to Palestinian Ministries	1.38
EU	Instit. Building	Preparation of Demographic Survey	2.1
EU	Instit. Building	Rehabilitation of Ex-Detainees	7.8
EU	Instit. Building	Support for the preparations of elections in OT	7.95
EU	Instit. Building	Support to the Finance Ministry	1.95
EU	Instit. Building	Support to the Palestinian Council, TA	0.065
EU	Instit. Building	Various Media Related Projects	0.96
EU	Instit. Building	Support to Palestinian Municipalities	1.12
EU	Instit. Building	Computer Equipment to Women's Studies Center	0.014
EU	Instit. Building	Decentralized Training Program for Women's Com.	0.084
EU	Instit. Building	Educational Program & Professional Training	0.0088
EU	Instit. Building	Support to Women's Affairs Center	0.02
EU	Instit. Building	MED Women's Network	0.184
EU	Instit. Building	Computer Equipment for Women's Studies Center	0.014
EU	Instit. Building	NGO co-financing projects	1.6
EU	Instit. Building	Various Technical Assistance Projects	7.5
EU	Instit. Building	Civic Education in the Occupied Territories	0.27
EU	Instit. Building	Ed. Of Jewish & Arab Youth Toward Acceptance	0.055
EU	Instit. Building	Juvenile Justice Training Program	0.21
EU	Instit. Building	Human Rights Education	0.06
EU	Instit. Building	Palestinian Residency & Family Reunification	0.044
EU	Instit. Building	Review of Basic Law	0.065
EU	Instit. Building	Teaching for Freedom	0.056
EU	PrivateSector	Funding of loan scheme, small and med. projects	1.95
EU	PrivateSector	Funding of loan scheme, small and med. projects	1.69
EU	PrivateSector	Funding of loan scheme, small and med. projects	0.34

Source: "Partners in Peace" The Local Aid Coordination Committee (LACC) for Development Assistance in

Prepared by the UN and World Bank LACC Secretariat, July 1996.

*Figures have been rounded to the nearest thousand.

**Project Disbursements
(in US\$ millions)**

	Sector	Project	Disbursed	Committed
EU	PrivateSector	Loan Scheme for Small & Medium Sized Projects	1.95	1.95
EU	Pub. Finance	Emergency Assistance & Ed. Ministries' Salaries	75.87	108.32
Finland	Education	Construction of specialized rooms	0.068	0.068
Finland	Education	Construction of specialized rooms	0.068	0.068
Finland	Instit.Building	World Bank Technical Assistance Trust Fund	1.05	1.05
Finland	Pub. Finance	Holst Fund	0.555	
France	Agriculture	Training of Agronomist in Bee-Keeping	0.071	0.071
France	Agriculture	Invitations of Palestinian managers	0.015	0.015
France	Agriculture	Global Rural Development in Falamiah Village	1	1
France	Agriculture	Miscellaneous French Missions	0.058	0.058
France	Agriculture	Regional Cooperation	0.48	0.48
France	Agriculture	Scholarships	0.33	0.33
France	Agriculture	Symposium on Agricultural Development	0.006	0.006
France	Agriculture	TA-2 French Consultants	0.035	0.035
France	Agriculture	Launching of Ag. Monitoring and Dev. Program	0.007	0.007
France	Agriculture	Purchase of Satellite Images	0.016	0.016
France	Agriculture	Support to Training Projects	0.01	0.01
France	Agriculture	Training of Palestinian Managers	0.015	0.015
France	Education	TA, scholarships and publications	0.082	0.082
France	Education	French language teaching in Palestinian schools	0.5	0.5
France	Education	Pilot experimental schools	0.22	0.22
France	Education	Salaries for French teachers, grants & resources	0.24	0.24
France	Education	Support to 2 pilot programs in computer science	0.33	0.33
France	Education	Faculty Mobility Program	0.4	0.4
France	Education	Scholarships	0.25	0.25
France	Education	Technical Assistance to MOE	0.06	0.06
France	Education	Support to 2 Pilot Programs in Computer Science	0.19	0.19
France	Education	Teacher Training	0.14	0.14
France	Education	Faculty Mobility Program	0.33	0.33
France	Education	French Language Teaching	0.21	0.21
France	Education	Support to Birzeit Law Center	0.66	0.66
France	Health	Hospital Twinings	0.067	0.067
France	Health	Humanitarian Assistance	0.056	0.056
France	Health	TA	0.026	0.026
France	Infrastructure	Assistance to the Palestinian Water Authority	0.6	2.4
France	Infrastructure	Economic & Technical Studies for Port of Gaza	0.56	1
France	Infrastructure	Priority Rehabilitation Program Water & Sewage	5.32	7.8
France	Instit.Building	Special Program for Training of Pal. Managers	1.02	1.02
France	Instit.Building	Telecommunication Equipments for the Pal. Police	2.8	2.8
France	PrivateSector	Support to the Palestinian Private Sector	3.94	5
France	Pub. Finance	Holst Fund	1.97	
France	Pub. Finance	Scholarships	0.024	0.024
France	Tourism	Training of Tourist Guides	0.004	0.004
Germany	Agriculture	Support to agriculture in the West Bank	1.24	1.39
Germany	Education	Industrial Secondary School	5.35	5.35
Germany	Education	Training course for vocational education	0.93	0.93
Germany	Education	Construction of 3 schools	1.4	1.4
Germany	Education	Training of 6 teachers in German Indust. Schools	0.033	0.033
Germany	Education	Construction of a kindergarten	0.165	0.165
Germany	Education	Equipment of an electronics lab	0.1	0.1
Germany	Education	Equipping and maintenance of electrical workshop	0.19	0.19
Germany	Education	Equipping a mechanics lab	0.55	0.55
Germany	Education	Equipping a mechanics lab (Phase II)	0.55	0.55
Germany	Education	Construction and Furnishing of 18 Classrooms	0.64	0.64
Germany	Employment	Construction of 3 schools and of market hall	1.8	3.5

Source: "Partners in Peace" The Local Aid Coordination Committee (LACC) for Development Assistance in the West Bank and Gaza Strip.
Prepared by the UN and World Bank LACC Secretariat, July 1996.

*Figures have been rounded to the nearest thousand.

**Project Disbursements
(in US\$ millions)**

	Sector	Project	Disbursed	Committed
Germany	Environment	Central Area Solid Waste Project	1.94	4.95
Germany	Environment	Solid Waste Management	0.13	0.7
Germany	Health	Electric generator for Jericho Hospital	0.07	0.07
Germany	Health	Medical equipment supply	0.021	0.021
Germany	Infrastructure	Establishment of Sewage Network	5.75	11.9
Germany	Infrastructure	Construction of Sewage System	0.25	6.97
Germany	Infrastructure	Drilling of Wells	2.52	5.38
Germany	Infrastructure	Drilling of Wells, Instit. Development, Planning	2	5.1
Germany	Infrastructure	Waste Water Treatment Plant	1.8	4.67
Germany	Instit.Building	Advisory Services to PEC DAR	0.448	0.976
Germany	Instit.Building	Estab. of Palestinian Central Bureau of Statistics	1.28	3
Germany	Instit.Building	Printing of Educational Election Material	0.14	0.14
Germany	Instit.Building	Printing of Personal Documents/Passports	2.15	1.09
Germany	Instit.Building	Study and Expert Fund-Technical Cooperation,TC	1.87	4.58
Germany	Instit.Building	Supply of 15 VW Vans for Elections	0.33	0.33
Germany	PrivateSector	Preparatory Assistance to the Plastics Industry	0.036	0.036
ILO	Employment	Technical Assistance to the Ex-Detainee project	0.08	0.08
ILO	Instit.Building	Capacity Building in the Labor and Social Sector	0.12	0.164
ILO	Instit.Building	Establishment of the Ministry of Labor	0.33	0.41
ILO	Instit.Building	Support to System of Labor & Social Statistics	0.1	0.1
ILO	PrivateSector	Capacity Building of Chambers of Commerce	0.17	0.17
ILO	PrivateSector	Support to the Trade Unions	0.1	0.15
India	Instit.Building	Disbursement of Tea and Food Items	1	1
Ireland	Education	Assistance to Community Colleges	0.14	0.14
Ireland	Education	School Furniture	0.24	0.24
Ireland	Pub. Finance	Holst Fund	0.255	
Israel	Pub. Finance	Holst Fund	10.5	
Italy	Education	Training Science teachers	0.05	0.05
Italy	Education	Phase I of Curriculum Development Center	0.3	0.3
Italy	Education	School Health Promotion Program	0.1	0.1
Italy	Education	Capacity building in educational planning & dev.	0.75	0.75
Italy	Education	Support to Kalandia Training Center	2.1	2.1
Italy	Employment	Rehabilitation of Ex-Detainees	0.3	1
Italy	Environment	Beach Camp Solid Waste Project	3.96	3.96
Italy	Health	Development of Beit Jala Hospital	0.37	2.4
Italy	Health	Development of Hebron Hospital	2.6	3.8
Italy	Health	Development of Ittihad Hospital	0.17	1.9
Italy	Health	Development of Ministry of Health	0.025	0.07
Italy	Health	Emergency repair of medical equipment	0.6	0.06
Italy	Health	Establishment of a Central Public Health Lab	1.9	2.5
Italy	Health	Establishment of Health Service Management Unit	1.87	3.34
Italy	Health	General Medical Supplies	0.12	0.12
Italy	Health	General Medical Supplies	0.5	0.5
Italy	Infrastructure	Establishment of Sewage Network	6.6	6.6
Italy	Infrastructure	Aqueduct Rehabilitation	2.06	2.06
Italy	Infrastructure	Desalination and Purifying of Salty Water	0.5	2
Italy	Instit.Building	Fellowship Programs for PA Officials and Reps.	0.27	0.27
Italy	Instit.Building	World Bank Technical Assistance Trust Fund	3.2	3.2
Italy	Pub. Finance	Holst Fund	8.2	
Japan	Agriculture	Adaptive Agricultural Research & Extension	2.5	2.5
Japan	Education	Cars and vans for MOE	0.25	0.25
Japan	Education	Start-Up Cost for the Palestinian Central Admin.	0.4	0.4
Japan	Education	Reconstruction of 17 schools	2	2
Japan	Education	Construction of classrooms and new building	2.5	2.5
Japan	Education	Construction of 2 UNRWA schools	2.5	2.5

Source: "Partners in Peace" The Local Aid Coordination Committee (LACC) for Development Assistance in the West Bank and Gaza Strip.

Prepared by the UN and World Bank LACC Secretariat, July 1996.

*Figures have been rounded to the nearest thousand.

**Project Disbursements
(in US\$ millions)**

	Sector	Project	Disbursed	Committed
Japan	Education	Construction and equipping of school	1.6	1.6
Japan	Education	Construction and equipping of a science lab	0.052	0.052
Japan	Education	Training for primary and secondary education	0.1	0.1
Japan	Education	Improvement of computer laboratory	0.09	0.09
Japan	Education	Development of administration offices	0.093	0.093
Japan	Education	Scholarships	0.23	0.23
Japan	Education	Supply of equipment for Higher Education	8.91	8.91
Japan	Education	Rehabilitation of 9 schools	0.3	0.3
Japan	Education	Construction of a Kindergarten	0.14	0.14
Japan	Employment	Employment Generation Project	3.5	3.5
Japan	Employment	Employment Infrastructure Improvement Program	5	5
Japan	Employment	Environmental Reshape-Gaza Clean-Up	5	5
Japan	Employment	Gaza Municipality Infrastructure Paving & Tiling	1	1
Japan	Employment	Nablus Municipality Infrastructure Paving & Tiling	2	2
Japan	Employment	Rehabilitation of Small Scale Infrastructure	4	4
Japan	Employment	Rehabilitation of Small Scale Infrastructure	3	3
Japan	Environment	Support for Gaza City Solid Waste Sector	2.8	2.8
Japan	Health	Improvement of Medical Equipment for 4 hospitals	12.83	12.83
Japan	Health	Institution Building Project	5.4	5.4
Japan	Health	PHC Center Improvement Project	0.14	0.14
Japan	Health	PHC Project in Hebron: Ambulance Service	1	1
Japan	Health	Primary Health Care Project	1	1
Japan	Health	Public Health Training Center Project	0.049	0.049
Japan	Health	Training for Community Health	0.052	0.052
Japan	Health	Training for Community Health	0.052	0.052
Japan	Health	Training for Medical Equipment Maintenance	0.085	0.085
Japan	Health	Training for Public Health	0.0015	0.0015
Japan	Health	Tulkarem Hospital Reconstruction	2.05	2.05
Japan	Health	Improvement for Jericho Hospital	2.7	2.7
Japan	Housing	Construction of 256 Housing Units for Pal. Police	10	10
Japan	Housing	Refugee Shelters Rehabilitation	12.8	12.8
Japan	Infrastructure	Completion Sewerage Systems in Tulkarem	0.099	0.099
Japan	Infrastructure	Integrated Waste Water Management Treatment	2.7	2.7
Japan	Infrastructure	Internal Sewers, Storm Drainage, Road Works	1.7	1.7
Japan	Infrastructure	Khan Younis Water Supply	1.95	1.95
Japan	Infrastructure	New Sewage Collection Network	1.29	1.29
Japan	Infrastructure	Replacement of Overhead High Voltage Line	0.15	0.15
Japan	Infrastructure	Training for Construction Machinery	0.12	0.12
Japan	Infrastructure	Training for Electric Power	0.17	0.17
Japan	Infrastructure	Training for Electric Power	0.17	0.17
Japan	Infrastructure	Training for Wastewater Treatment	0.12	0.12
Japan	Infrastructure	Training for Wastewater Treatment	0.12	0.12
Japan	Infrastructure	Tulkarem Water Supply	0.5	0.5
Japan	Infrastructure	Khan Younis Water Supply (Phases III & IV)	2	2
Japan	Infrastructure	Local Rural Development Fund/WB (Jenin District)	2	2
Japan	Instit. Building	Support to Govt. Computer Center	2	2
Japan	Instit. Building	Assistance to Pal. Info. & Intl.' Relations Center	0.4	0.4
Japan	Instit. Building	Computerized Info. System for Border Monitoring	0.25	0.25
Japan	Instit. Building	Investment and Start-Up Costs for Central Admin.	7.25	7.25
Japan	Instit. Building	Public Admin. Training for Civil Servants	0.5	0.5
Japan	Instit. Building	Support to PEC DAR	1.5	1.5
Japan	Instit. Building	Training for Tax Administration	0.08	0.08
Japan	Instit. Building	Transfer of Knowledge through Expat Knowledge	0.2	0.5
Japan	Instit. Building	World Bank Technical Assistance Trust Fund	5	5
Japan	Instit. Building	Institution Building and Feasibility Studies	1	3.56

Source: "Partners in Peace" The Local Aid Coordination Committee (LACC) for Development Assistance in the West Bank and Gaza Strip. Prepared by the UN and World Bank LACC Secretariat, July 1996.

*Figures have been rounded to the nearest thousand.

Project Disbursements
(in US\$ millions)

	Sector	Project	Disbursed	Committed
Japan	Instit.Building	Public Admin. Training Program (Phase II)	0.5	0.5
Japan	Instit.Building	Support to Civil Defense Department	3	3
Japan	Instit.Building	Support to Government Computer Center	2	2
Japan	Instit.Building	Support to Municipal Elections	1.3	1.3
Japan	Instit.Building	Transfer of Knowledge Through Expat. Nationals	0.5	0.5
Japan	Instit.Building	Training for Tax Administration	0.08	0.08
Japan	Instit.Building	Upgrading of the Managerial & Tech. Capacities	2.5	2.5
Japan	Pub. Finance	Holst Fund	11.5	
Japan	Tourism	Institutional Development of Tourism	0.2	0.2
Jordan	Health	Donation of Medical Equipment	1.2	1.2
Kuwait	Instit.Building	Repatriation of Residents in Canada Camp	1	1
Kuwait	PrivateSector	Training of Contractors in the West Bank & Gaza	0.07	0.55
Kuwait	Pub. Finance	Holst Fund	21	
Luxembourg	Pub. Finance	Holst Fund	0.266	
Netherlands	Agriculture	Agricultural Training and Education	0.6	1.1
Netherlands	Agriculture	PARC Core Program	1	1.3
Netherlands	Education	Construction and equipping of 19 classrooms	0.52	0.52
Netherlands	Education	Construction of 4 schools	3.22	3.22
Netherlands	Education	Printing school textbooks	5	5
Netherlands	Education	Training of 12 sanitary engineers	0.22	0.22
Netherlands	Education	Rehabilitation of schools	0.73	2.73
Netherlands	Education	Training of 12 sanitary engineers	0.11	0.23
Netherlands	Environment	Environmental Impact Assessment for Gaza Port	0.3	0.36
Netherlands	Environment	Gaza Environmental Profile 1 & 2	1.54	1.66
Netherlands	Environment	General Support to Palestinian Hydrology Group	0.2	0.2
Netherlands	Environment	Establishment of Environ. Planning Directorate	0.19	0.19
Netherlands	Health	Gaza Mental Health Care	0.23	0.26
Netherlands	Infrastructure	Water Sector Capacity Building	0.2	0.4
Netherlands	Infrastructure	Design Study-Gaza Harbor	1	2
Netherlands	Infrastructure	Drinking Water Project	0.09	0.18
Netherlands	Infrastructure	Regional Training Course	0.38	0.38
Netherlands	Infrastructure	Integrated Development Activities	2	3
Netherlands	Infrastructure	Water Sector Capacity Building	0.37	0.37
Netherlands	Instit.Building	World Bank Technical Assistance Trust Fund	1.03	1.03
Netherlands	Instit.Building	Local Government Assistance	0.72	3.26
Netherlands	Instit.Building	Examination of Women's Status in Existing Law	0.07	0.07
Netherlands	PrivateSector	Support to Pal. Trade Promotion Organization	1	1.3
Netherlands	Pub. Finance	Holst Fund	14.7	
Norway	Education	Planning and Epidemiological Methods	0.13	0.13
Norway	Education	Comprehensive Study of Female Dropouts	0.48	0.48
Norway	Education	Upgrading 9 schools	2.34	2.34
Norway	Education	Rationalizing Higher Education	0.19	0.19
Norway	Education	Construction of Classrooms & Other Ed. Projects	0.9	0.9
Norway	Education	Construction/Equipping of 22 UNRWA Classrooms	0.49	0.49
Norway	Education	Support to Palestinian Universities	1.67	1.67
Norway	Education	Development & Rehabilitation of Physical Facilities	4.8	4.8
Norway	Education	Running Costs for Schools	0.33	0.33
Norway	Education	Teacher Training	0.055	0.055
Norway	Employment	Gaza Parks Rehabilitation- Phase I	3.13	3.13
Norway	Employment	Parks Rehabilitation/Youth Facility Construction	2.99	2.99
Norway	Employment	Rehabilitation of Social Infrastructure	3	3
Norway	Employment	UNRWA Emergency Employment Program	5	5
Norway	Employment	Upgrading Rafah Water Network and Reservoir	2.5	2.5
Norway	Environment	Environmental Info. & Decision Support System	0.2	0.2
Norway	Health	Gaza Health Sciences Library	0.16	0.32

Source: "Partners in Peace" The Local Aid Coordination Committee (LACC) for Development Assistance in the West Bank and Gaza Strip. Prepared by the UN and World Bank LACC Secretariat, July 1996.

*Figures have been rounded to the nearest thousand.

**Project Disbursements
(in US\$ millions)**

	Sector	Project	Disbursed	Committed
Norway	Health	Midwifery Program	0.73	1.3
Norway	Health	Midwifery Project	0.043	0.043
Norway	Health	Palestinian Nurses and Midwives Council	0.11	0.28
Norway	Health	Personnel Support/Nurse Development	0.95	0.99
Norway	Health	Play Therapy and Training	0.25	0.36
Norway	Health	Operating Room Nursing Course	0.46	0.6
Norway	Health	Training of Gaza Doctors	0.32	1.1
Norway	Health	Educate Public Health Nurses	0.17	0.85
Norway	Health	Education of Health Personnel	0.8	1.7
Norway	Infrastructure	Supply of Goods for Electrical Power System	15	25
Norway	Instit.Building	Develop mapping capacity for MOPIC	0.1	12
Norway	Instit.Building	Establish an Energy Authority w/in the PA	1	5.9
Norway	Instit.Building	Establish the Palestinian Water Authority	1.3	4.6
Norway	Instit.Building	Palestinian Central Bureau of Statistics (PCBS)	0.66	0.66
Norway	Instit.Building	Establishment of Physical Plan. Capacity, MOPIC	3.1	12
Norway	Instit.Building	Promotion of the Role of Women in Pal. Society	0.25	0.25
Norway	Instit.Building	Support to Ministry of Transport and Telecom.	0.05	0.05
Norway	Instit.Building	Transfer of Knowledge through Expat. Nationals	0.3	0.3
Norway	Instit.Building	World Bank Technical Assistance Trust Fund	2.08	2.08
Norway	Instit.Building	Consultancy Fund for Ministry of Planning-MoPIC	0.1	0.2
Norway	Instit.Building	Rehabilitation of Electricity Supply	9.8	46
Norway	Pub. Finance	Holst Fund	15.75	
Norway	Pub. Finance	Holst Fund	2.5	
SaudiArabia	Education	Upgrading of 9 UNRWA Schools	1.28	1.28
SaudiArabia	Education	Rehabilitation of 17 schools	1.7	2.5
SaudiArabia	Education	Renovation and Repair of Educational Building	2.5	2.5
SaudiArabia	Education	Construction and Equipping of Beit Surik School	1.06	1.06
SaudiArabia	Education	Construction and Equipping of Am'ari School	1.23	1.23
SaudiArabia	Education	Construction and Equipping of Tulkarem School	1.58	1.58
SaudiArabia	Education	Construction and Equipping of 6 Schools	6.12	6.12
SaudiArabia	Health	Upgrading of Equipment at Shifa Hospital	1.21	2.21
SaudiArabia	Health	Construction & Equipping of Nursing School	2.31	2.31
SaudiArabia	Health	Construction & Equipping of Health Points	1.3	1.3
SaudiArabia	Health	Construction of a Mother and Child Health Center	0.12	0.12
SaudiArabia	Health	Health institution in Jerusalem	2	2
SaudiArabia	Health	Unallocated balance of 1996 pledges of \$10mil	2.19	2.19
SaudiArabia	Infrastructure	Shelter rehabilitation in various locations	4	4
SaudiArabia	Infrastructure	Unallocated balance from \$20 million contribution	0.49	0.49
Spain	Agriculture	TA relating cooperative ag. development	0.6	0.6
Spain	Agriculture	Agriculture and Agro-Food Industry	0.5	0.5
Spain	Agriculture	Agricultural Mechanization for a Service Center	0.016	0.016
Spain	Agriculture	3 Ag. Projects through Spanish NGO	0.43	0.43
Spain	Agriculture	Construction and Cleaning of Irrigation Ditches	0.34	0.34
Spain	Agriculture	Ag. Production and Capacitation Unit	0.2	0.2
Spain	Agriculture	Expert to provide TA to Ministry of Agriculture	0.01	0.11
Spain	Agriculture	Job Creation	0.09	0.09
Spain	Agriculture	Maintenance & Development of Artesian Wells	0.18	0.18
Spain	Agriculture	National & Regional Plan for Ministry of Ag	0.035	0.035
Spain	Agriculture	Non-traditional, high-value horticulture products	1	1
Spain	Agriculture	Fostering prodn/ and marketing in refugee camps	0.49	0.49
Spain	Agriculture	Support to cattle industry and female employment	0.015	0.015
Spain	Agriculture	Supply of Refrigerating and electrical equipment	1	1
Spain	Agriculture	Support to women in agro-feeding groups	0.26	0.26
Spain	Agriculture	Program for Fostering Ag. Prodn. & Marketing	0.49	0.49
Spain	Agriculture	Strengthening of Cattle Industry	0.15	0.15

Source: "Partners in Peace" The Local Aid Coordination Committee (LACC) for Development Assistance in the West Bank and Gaza Strip. Prepared by the UN and World Bank LACC Secretariat, July 1996.

*Figures have been rounded to the nearest thousand.

Project Disbursements
(in US\$ millions)

	Sector	Project	Disbursed	Committed
Spain	Agriculture	Supply for Market and Slaughterhouse	1	1
Spain	Education	18 Scholarships for professional training	0.17	0.17
Spain	Environment	Solid Waste Elimination	0.5	0.5
Spain	Environment	Solid Waste Elimination	3	3
Spain	Environment	Municipal Equipment for Solid Waste Treatment	2.7	2.7
Spain	Health	Medical Equipment for Gaza Hospital	5.8	5.8
Spain	Health	Medicines Supply	0.5	0.5
Spain	Infrastructure	Equipment for Road Construction	2.57	2.57
Spain	Infrastructure	Gaza Airport	4.5	14
Spain	Infrastructure	Technical Report on Prospection	0.4	0.4
Spain	Instit. Building	Diplomatic Course	0.07	0.07
Spain	Instit. Building	Electoral Process	0.017	0.017
Spain	Instit. Building	Protocol Training Course	0.01	0.01
Spain	Instit. Building	Technical Assistance in Electoral Field	0.01	0.01
Spain	Pub. Finance	Holst Fund	2.65	
Spain	Tourism	Study for Dev. of Antiquities in Tourism Ministry	0.0035	0.0035
Spain	Tourism	Study for the Dept. of Antiquities for the Ministry	0.035	0.035
Spain	Tourism	Tourism and Cultural Assistance	0.4	0.8
Sweden	Education	TA/ National Plan of Action	0.095	0.095
Sweden	Education	Comprehensive maintenance of 13 schools	2	2
Sweden	Education	Building safe play areas	0.5	0.5
Sweden	Education	Construction of 1 School	1	1
Sweden	Education	Provision of Technical Expertise	0.11	0.11
Sweden	Employment	Paving, Rehabilitation of Social Infrastructure	2.83	3.22
Sweden	Employment	Rehabilitation of Youth Centers	1.49	3
Sweden	Health	Anata women's assoc.	0.18	0.18
Sweden	Health	Gaza Community Mental Health	0.29	0.29
Sweden	Health	Support for the development of Health Policy	0.39	0.39
Sweden	Health	Sustain and upgrading essential PCH Services	1.14	1.14
Sweden	Health	Community Based Rehabilitation	1.64	1.64
Sweden	Health	Support to Health Sector	2.35	4
Sweden	Instit. Building	Support to Pal. Econ. Policy Research Institute	0.48	0.67
Sweden	Instit. Building	World Bank Technical Assistance Trust Fund	1.66	1.66
Sweden	Instit. Building	Youth and Community	0.32	0.32
Sweden	Instit. Building	International Children's Cultural Centers	0.14	0.5
Sweden	Pub. Finance	Holst Fund	5.32	
Switzerland	Education	Maintenance of 15 schools	1.56	1.56
Switzerland	Education	Rehabilitation and furniture for 7 schools	1.25	1.25
Switzerland	Education	Rehabilitation of ex-detains	1.25	1.25
Switzerland	Education	Feasibility study for national vocational training	0.2	0.2
Switzerland	Education	Rehabilitation of UNRWA schools /health centers	2.3	2.3
Switzerland	Education	Rehabilitation of 11 schools	2.63	2.63
Switzerland	Environment	Various Support to the Environment Sector	0.8	2
Switzerland	Infrastructure	Emergency Rehabilitation Project	9.92	11.88
Switzerland	Infrastructure	Management & Upgrading of Water Resources	2.38	2.38
Switzerland	Instit. Building	Estab. of Dept. of Labor and Vocational Training	0.4	0.55
Switzerland	Instit. Building	Support to the Capacity Building of Min. of Labor	0.4	0.55
Switzerland	Instit. Building	Support to the Ex-Detainee Program	1.6	2
Switzerland	Instit. Building	Support to the Pal. Central Bureau of Statistics	0.25	0.25
Switzerland	Instit. Building	World Bank Technical Assistance Trust Fund	2.23	2.23
Switzerland	Pub. Finance	Holst Fund	9.6	
UAE	Employment	Producing Low-cost Wheel Chairs	0.5	1
UAE	Pub. Finance	Holst Fund	15	
UK	Agriculture	Agricultural Training for Women	0.027	0.027
UK	Agriculture	Consultancy on Upgrading Gaza Abattoir	0.016	0.016

Source: "Partners in Peace" The Local Aid Coordination Committee (LACC) for Development Assistance in the West Bank and Gaza Strip. Prepared by the UN and World Bank LACC Secretariat, July 1996.

*Figures have been rounded to the nearest thousand.

**Project Disbursements
(in US\$ millions)**

	Sector	Project	Disbursed	Committed
UK	Agriculture	Production of Olive Fodder	0.025	0.025
UK	Education	Training for trainers of English language	0.011	0.011
UK	Education	Training/curriculum development	0.038	0.038
UK	Environment	Supply of Saplings for "Tree Day"	0.024	0.024
UK	Health	Cancer Survey in Gaza	0.004	0.004
UK	Health	Community Health Services	0.06	0.06
UK	Health	Gaza College of Nursing	0.61	0.61
UK	Health	Health Services-Jericho	0.14	0.14
UK	Health	Human Resources Survey	0.1	0.1
UK	Health	Intifada Victim Rehabilitation	0.11	0.11
UK	Health	Medical Equipment for Al-Quds University	0.04	0.04
UK	Health	Medical Equipment for St. Lukes-Nablus	0.023	0.023
UK	Health	Nursing Training	0.05	0.05
UK	Health	Support to Community Health Dept. Birzeit Univ.	0.3	0.3
UK	Health	Support to Ministry of Health	0.051	0.52
UK	Housing	(Partnership Scheme) Study of Infra Needs	0.06	0.06
UK	Infrastructure	Provision of Umbrella for Activities, Water Sector	0.25	0.75
UK	Infrastructure	Provision of Umbrella for Water Sector Activities	0.14	0.14
UK	Instit.Building	World Bank Technical Assistance Trust Fund	2.03	2.03
UK	Instit.Building	Support to Human Rights Bodies	0.12	0.12
UK	Pub. Finance	Holst Fund	2	
UK	Tourism	Plan for Conservation of Historical Monuments	0.003	0.003
UK	Tourism	Plan for Preservation of Historical Monuments	0.03	0.03
UNCDF	Infrastructure	Local Rural Development Project	1.5	3
UNDP	Agriculture	Development of Poultry Industry	0.2	0.2
UNDP	Education	Establishment of university computer network	0.05	0.05
UNDP	Education	Construction of 3 classrooms & sanitary unit	0.071	0.071
UNDP	Education	Construction of 6 classrooms & community center	0.17	0.17
UNDP	Education	Construction of 6 classrooms and playground	0.071	0.071
UNDP	Instit.Building	Computerized Information System	0.1	0.1
UNDP	Instit.Building	Local Rural Development Project	0.77	1.3
UNDP	Instit.Building	Preparation of Human Development Profile	0.1	0.25
UNDP	Instit.Building	Public Administration Development	0.1	0.1
UNDP	Instit.Building	Strengthening of Pal. Central Bureau of Statistics	0.015	0.15
UNDP	Instit.Building	Support to Capacity Building in Pal. Public Sector	0.05	0.17
UNDP	Instit.Building	Support to Established PA Women's Units in Min.	0.06	0.3
UNESCO	Education	Study on Higher Education	0.09	0.09
UNESCO	Education	Assistance to Peace Program	0.05	0.05
UNESCO	Education	Planet (Palestinian Academic Network)	0.054	0.054
UNESCO	Education	Equipping MOE	0.1	0.1
UNESCO	Education	3 Chairs in language and archeology	0.05	0.05
UNESCO	Education	Study on primary and secondary education	0.03	0.03
UNESCO	Education	Salary support for MOE staff	0.28	0.28
UNESCO	Education	Workshop on technical vocational education	0.05	0.05
UNESCO	Education	Chair in archeology	0.01	0.01
UNFPA	Health	Establishment of Women's Health Center	0.34	0.34
UNFPA	Health	Expanded Maternal, Child Health & Family Planning	0.55	0.55
UNICEF	Education	Active learning promotion	0.082	0.082
UNICEF	Education	Reading Promotion in 1000 schools	0.4	0.4
UNICEF	Education	Teacher counseling/in-service training program	0.14	0.14
UNICEF	Education	Support to Scout Movement	0.005	0.005
UNICEF	Education	Crash courses for teachers (grades 2, 6, 10)	0.057	0.057
UNICEF	Education	Training of 8,000 teachers on active learning	0.15	0.15
UNICEF	Health	Health Support	0.63	0.81
UNICEF	Instit.Building	Information and Communications	0.013	0.043

Source: "Partners in Peace" The Local Aid Coordination Committee (LACC) for Development Assistance in the West Bank and Gaza Strip. Prepared by the UN and World Bank LACC Secretariat, July 1996.

*Figures have been rounded to the nearest thousand.

**Project Disbursements
(in US\$ millions)**

	Sector	Project	Disbursed	Committed
UNICEF	Instit.Building	Planning and Monitoring	0.0062	0.077
UNIDBAS	Education	Conference on early childhood	0.007	0.007
UNIDO	PrivateSector	Assistance in Pal. Standards Org. Establishment	0.007	0.007
UNIDO	PrivateSector	Tech. Cooperation Package for Chamber of Comm	0.008	0.008
UNIDO	PrivateSector	Assistance for Formulation of Industrial Strategy	0.042	0.042
UNIDO	PrivateSector	Support to Dev. of Small and Medium Enterprises	0.059	0.059
UNIDO	PrivateSector	Training Seminar on Industrial Project Preparation	0.073	0.073
UNIDO	PrivateSector	Workshop on Planning Investment Projects	0.031	0.031
UNIDO	PrivateSector	Assistance to Garment Industry Support Facility	0.01	0.01
USA	Agriculture	Strengthening of ag. cooperatives and other TA	0.6	1.14
USA	Education	Construction of 25 playgrounds at UNRWA	0.28	0.28
USA	Education	Renovation of UNRWA schools	1.3	1.3
USA	Education	Maintenance of 20 UNRWA and PA schools	4	4
USA	Education	Ed. Policy Formulation Course for 1 person	0.015	0.015
USA	Education	Rehabilitation of 1 school	0.4	0.4
USA	Employment	Concrete Block Paving in Al-Rimal	0.65	4
USA	Employment	Small Scale Community Infrastructure	6.6	21
USA	Housing	Gaza Housing-192 apartment units	13.6	14.8
USA	Infrastructure	Cooperative & Municipal Development	2.4	4.86
USA	Infrastructure	Rehabilitation&Upgrading of Stormwater Drainage	12	40
USA	Infrastructure	Installing New Water Distributing Network	1.67	1.7
USA	Infrastructure	Integrated Rural Development	2	5.5
USA	Infrastructure	Rehabilitation of Water Networks	1.89	1.89
USA	Infrastructure	Upgrading of Water Network & Storage Facilities	1.4	1.4
USA	Infrastructure	Small-Scale Water Activities	0.82	8
USA	Infrastructure	Separate Budgets for Projects	28.5	9.6
USA	Instit.Building	Institutional Development for Local NGOs	3	6
USA	Instit.Building	Technical Support in various areas	1.95	3.15
USA	Instit.Building	Public Administration Training	2.6	3
USA	Instit.Building	World Bank Technical Assistance Trust Fund	1	1
USA	PrivateSector	Home Improvement Program	4.7	5.2
USA	PrivateSector	Small Business Support	5.7	11
USA	PrivateSector	Small Scale Enterprise Lending	4	4
USA	PrivateSector	Home Improvement Program	4.7	4.7
USA	PrivateSector	Small Business Support	5.7	11
USA	PrivateSector	Small Scale Enterprise Lending (SSEL)	4	4
USA	Pub. Finance	Holst Fund	39.9	
USA/NED	Instit.Building	Help in production of 3 Law Reports	0.23	0.23
WFP	Health	Assistance to special hardship cases in Gaza	1.59	1
WFP	Health	Food Assistance to low income groups	3.88	3.88
WFP	Health	Nutrition groups to vulnerable groups in Gaza	0.35	0.45
WFP	Health	Support to the mentally and physically challenged	0.05	0.055
WFP	Infrastructure	Construction and Renovation of 4 Warehouses	0.025	0.1
WFP	Instit.Building	On-the-job Training for Social Workers in Gaza	0.05	0.05
WFP	Instit.Building	Support to Women Training Activities-Rural Areas	0.025	0.025
WFP	Instit.Building	Support to Youth Training and Rehabilitation	0.065	0.1
World Bank	Education	Textbook Printing	7	7
World Bank	Infrastructure	(IDA) Emergency Rehabilitation Project-ERP 1	30	30
World Bank	Infrastructure	(IDA) Emergency Rehabilitation Project-ERP II	5.5	20
World Bank	Infrastructure	(IDA) Gaza Water & Sanitation Services Project	3	25
World Bank	Infrastructure	(IDA) Municipal Infrastructure Develop. Project	6	40
		Approximate Totals	1125.9551	1334.8749

Source: "Partners in Peace" The Local Aid Coordination Committee (LACC) for Development Assistance in the West Bank and Gaza Strip. Prepared by the UN and World Bank LACC Secretariat, July 1996.

*Figures have been rounded to the nearest thousand.

**The Palestinian Authority
Public Investment Program for 1997
(in US\$ millions)**

Sections and Project Names	Location	Estimated Cost	Required Funds for 1997	Construction	Non-Construction
Physical Infrastructure					
Belt Leid-Safarine Road	WB/Tulkarem	0.925	0.925	0.925	0
Barqueen Aishuhada Road	WB/Tulkarem	0.3	0.3	0.3	0
Azoun-Masha Road	WB/Tulkarem	0.8	0.8	0.8	0
Kufr Jamal-Kufr Ziad-Kufr Aboush Road	WB/Tulkarem	0.3	0.3	0.3	0
Safareen-Shukha Road	WB/Tulkarem	0.2	0.2	0.2	0
Deir El-Ghouson-Bala	WB/Tulkarem	1	1	1	0
Tulkarem Pass Road & Camp Entrance	WB/Tulkarem	1	1	1	0
Iklaba Access Road	WB/Tulkarem	0.3	0.3	0.3	0
Habia-Belt Amir Access Road	WB/Tulkarem	0.7	0.7	0.7	0
Agricultural Roads	WB/Tulkarem	1	1	1	0
Aboud-Shaqba-Qebye-Badras-Naaleen Road	WB/Ramallah	1	1	1	0
Sinjel-Jajjolia-Ebween etc.Om Safa Road	WB/Ramallah	1.25	1.25	1.25	0
Beddo-Qubalba-Belt Sureek-Belt Elza etc.Road	WB/Ramallah	0.75	0.75	0.75	0
Intersection of Birzeit University	WB/Ramallah	0.3	0.3	0.3	0
Intersection of Taybeh-Mazra'a Sharqeya	WB/Ramallah	0.37	0.37	0.37	0
Nabi Saleh-Kufr Ain-Qarawat Bani Zaid Intersection	WB/Ramallah	0.325	0.325	0.325	0
Upgrading of Mallahi Bridge	WB/Ramallah	0.15	0.15	0.15	0
Local Networks in Villages around Ramallah	WB/Ramallah	11.92	5	5	0
Deir Bailout Access Road	WB/Ramallah	0.3	0.3	0.3	0
Jdeiri-Rafat Road	WB/Ramallah	0.2	0.2	0.2	0
Fmatin Access Road	WB/Ramallah	0.2	0.2	0.2	0
Belt Amar Access Road	WB/Ramallah	0.5	0.5	0.5	0
Nablus Road-El-Bireh	WB/Ramallah	1.5	1.5	1.5	0
Awarta-Aqraba-Majdal Bani Fadel Road	WB/Ramallah	1	1	1	0
Asira Shamaleya-Belt Omreen-Sabastya Road	WB/Nablus	0.9	0.9	0.9	0
Giblaan-Salfet-Qaryout-Joureesh-Qusra Road	WB/Nablus	0.9	0.9	0.9	0
Aqraba Road	WB/Nablus	0.8	0.8	0.8	0
Scaka-Sason-Salfet Road	WB/Nablus	0.74	0.74	0.74	0
Agriculture Road-Tubas & Fara Camp Entrance	WB/Nablus	1	1	1	0
Nasria and Agraban Roads	WB/Nablus	0.3	0.3	0.3	0
Deir Isiya-Kofol Haris Road	WB/Nablus	0.45	0.45	0.45	0
Asira Access Road	WB/Nablus	0.4	0.4	0.4	0
Kufur Qaddoum Access Road	WB/Nablus	0.3	0.3	0.3	0
Sabastia Access Road	WB/Nablus	0.3	0.3	0.3	0

Presented to the Fourth Consultative Group Meeting for the West Bank and Gaza. Paris-France, 19-20 November, 1996.

The Palestinian Authority
Public Investment Program for 1997
(in US\$ millions)

Sector and Project Names	Location	Estimated Cost	Required Cost for 1997	Construction	Non-Construction
Internal Roads-Nablus Villages & Askar Camp	WB/Nablus	1.5	1.5	1.5	0
Abu Deis-Sawahra Road	WB/Abu Deis	0.28	0.28	0.28	0
Jericho-Dayouk-Nouaimea Road	WB/Jericho	0.56	0.56	0.56	0
Jabaa-Sanoud-Zababda Road	WB/Jenin	0.925	0.925	0.925	0
Haga Kour & Sanour-Maythalon-Serees-Masleya Road	WB/Jenin	1.02	1.02	1.02	0
Araqa-Nazlet Sheikh Zaid Road	WB/Jenin	0.09	0.09	0.09	0
Yabad-Zobda-Barta'a Road	WB/Jenin	0.85	0.85	0.85	0
Mafraq Jabaa-Mafraq Sanour-Masleya-Zabada Road	WB/Jenin	1	1	1	0
Main Road-Qabablia	WB/Jenin	1.5	1.5	1.5	0
Main Road-Tubas	WB/Jenin	1.5	1.5	1.5	0
Tamnon Internal Roads	WB/Jenin	0.5	0.5	0.5	0
Internal Roads-Jenin Villages & Jenin Camp Entrance	WB/Jenin	1.5	1.5	1.5	0
Thaheriya-Tarqomya	WB/Hebron	0.56	0.56	0.56	0
Bait Ommar-Soureef Road & Arroub Camp Entrance	WB/Hebron	0.4	0.4	0.4	0
Bait Aula-Tarqomya-Wadi Qat-Hebron Road	WB/Hebron	0.85	0.85	0.85	0
Halhoul-Baqar-Kharas Road	WB/Hebron	0.4	0.4	0.4	0
Saeer-Zeir-Taamra Road	WB/Hebron	1.5	1.5	1.5	0
Halhoul-Kasbar-Noba Road	WB/Hebron	0.7	0.7	0.7	0
Bait Awwa Road	WB/Hebron	0.045	0.045	0.045	0
Hebron-Dora Road & Fawwar Camp Entrance	WB/Hebron	0.5	0.5	0.5	0
Sair-Halhoul Road	WB/Hebron	1	1	1	0
Internal Roads-Hebron Villages	WB/Hebron	2	2	2	0
Belt Jala Internal Road & Aida Camp Entrance	WB/Bethlehem	1	1	1	0
Rural Roads Connecting Villages	WB	8	4	4	0
5 Local Roads in Rafah	GS/Rafah	5.5	2.25	2.25	0
Main Trunk Road within Gaza International Airport	GS/Rafah	1.85	1.85	1.85	0
Local Roads in Northern Gaza Strip	GS/North GS	7	3.5	3.5	0
Local Roads in the Middle Camp	GS/Mid. Areas	8	4	4	0
Upgrade the Coastal Road (Deir El-Balah)	GS/Mid. Areas	1.5	1.5	1.5	0
Local Roads in Khan Younis	GS/Khan Younis	8	4	4	0
Rafah-Khan Younis Western Road	GS/Khan Younis	1.35	1.35	1.35	0
Local Roads in Gaza City	GS/Gaza	5.5	2.25	2.25	0
Road No. 10 in Gaza	GS/Gaza	4.7	4.7	4.7	0
Road No. 4 (Salihdehen Phase II)	GS	20	20	20	0
Water Reservoir and Water Network-Saida	WB/Tulkarem	0.3	0.3	0.105	0.185

Presented to the Fourth Consultative Group Meeting for the West Bank and Gaza. Paris-France, 19-20 November, 1996.

**The Palestinian Authority
Public Investment Program for 1997
(in US\$ millions)**

Sector and Project Names	Location	Estimated Cost	Required Funds for 1997	Construction	Non-Construction
Water Network-Illar	WB/Tulkarem	0.6	0.6	0.21	0.39
Water Network-Baqa Hatab	WB/Tulkarem	0.5	0.5	0.175	0.325
Water Network-Koor	WB/Tulkarem	0.3	0.3	0.105	0.195
Water Reservoir of Water Network-Ras Tireh	WB/Tulkarem	0.4	0.4	0.1	0.3
Water Reservoir-Ainabous	WB/Tulkarem	0.2	0.2	0.07	0.13
Water Network-izbat Tabeeb	WB/Tulkarem	0.1	0.1	0.035	0.065
Water Network-Zeta	WB/Tulkarem	0.3	0.3	0.105	0.195
Water Network and Reservoir-AI Nazieh	WB/Tulkarem	0.4	0.4	0.14	0.26
Internal Network-izbet Shoufeh	WB/Tulkarem	0.3	0.3	0.105	0.195
Main Water Line & Station	WB/Tulkarem	0.7	0.7	0.28	0.42
Water Reservoir 200m3-Far'oon	WB/Tulkarem	0.1	0.1	0.075	0.025
Water Reservoir and Pumping Station	WB/Salfet	0.9	0.9	0.63	0.27
Water Reservoir 200m3-Jama'een	WB/Salfet	0.1	0.1	0.07	0.03
Development of Jefna Springs	WB/Ramallah	0.1	0.1	0.035	0.065
Rehabilitation of Water Network-Birzeit	WB/Ramallah	0.2	0.2	0.07	0.13
Internal Water Network-Kharbatha Bani Harith	WB/Ramallah	0.3	0.3	0.105	0.195
Pumping Station-Jifna	WB/Ramallah	0.1	0.1	0.05	0.05
Main Water Line 6-Ramallah	WB/Ramallah	0.3	0.3	0.12	0.18
Sewage Network-Birzeit	WB/Ramallah	1	1	0.5	0.5
Sewage Network & Trunk Line-Birzeit, Jifna	WB/Ramallah	1.3	1.3	0.65	0.65
Regional Sewage Treatment Plant & Irrigation Phase I	WB/Ramallah	3	3	1.2	1.8
Sewage Trunk Line to Nablus Wastewater	WB/Ramallah	0.75	0.75	0.375	0.375
Waste Water Collection System-Deir Dibwan	WB/Ramallah	1	1	0.5	0.5
Main Storm Water Drain/Wad' Ain Munjid	WB/Ramallah	3	3	1.8	1.2
Roads & Storm Water Drainage	WB/Ramallah	1	1	0.7	0.3
Roads, Wastewater, Abu Jihad Housing	WB/Ramallah	0.8	0.8	0.56	0.24
Infrastructure and Health Projects in Refugee Camps	WB	2.4	2.4	2.4	0
Internal Water Network-Kufur Laqif	WB/Qalqilia	0.2	0.2	0.07	0.13
Trunk Lines, Reservoir and Pumping Unit	WB/Nablus	3.2	3.2	1.28	1.92
Internal Network-AI Far'ah Camp	WB/Nablus	0.3	0.3	0.105	0.195
Internal Water Network-Beit Umteen	WB/Nablus	0.3	0.3	0.105	0.195
Internal Water Network-Sabastia	WB/Nablus	0.3	0.3	0.105	0.195
Internal Water Network-Beit Eba	WB/Nablus	2	2	0.7	1.3
Upgrade & Rehabilitate Nablus Water Supply	WB/Nablus	7	7	1	1
Main Water Networks-Irrigation, Ein Eibida & Shamsieh	WB/Nablus	0.5	0.5	0.175	0.325

Presented to the Fourth Consultative Group Meeting for the West Bank and Gaza, Paris-France, 19-20 November, 1996.

The Palestinian Authority
Public Investment Program for 1997

Sector and Projects Name	Location	Estimated Cost (in US\$ millions)	Required Funds for 1997	Construction	Non-Construction
Jericho Water Supply & Distribution System	WB/Jericho	2	2	0.65	1.35
Jenin Area Water Supply/Network	WB/Jenin	12.2	12.2	4.27	7.93
Water Network-Rumaneh	WB/Jenin	0.3	0.3	0.105	0.195
Water Network-Attarah	WB/Jenin	0.1	0.1	0.035	0.065
Water Network-Hashemieh	WB/Jenin	0.1	0.1	0.035	0.065
Water Network-Zabouba	WB/Jenin	0.2	0.2	0.07	0.13
Water Reservoir 3000m3- Jenin Municipality	WB/Jenin	0.2	0.2	0.05	0.15
Internal Water Network-Aqqaba	WB/Jenin	0.3	0.3	0.075	0.225
Internal Water Network-Tayaseer	WB/Jenin	0.3	0.3	0.105	0.195
Extension & Rehabilitation of Water Supply Network	WB/Jenin	1	1	0.35	0.65
1200 M2 Water Reservoir-Kharas	WB/Hebron	0.4	0.4	0.32	0.08
Water Network-Soba	WB/Hebron	1.5	1.5	0.525	0.975
Internal Water Network-Sortf	WB/Hebron	0.3	0.3	0.105	0.195
Internal Water Network-Shyoukh	WB/Hebron	0.4	0.4	0.14	0.26
Water Reservoir-Beit Kahel	WB/Hebron	0.2	0.2	0.05	0.15
Hebron-Bethlehem Water Supply	WB/Hebron	27.8	27.8	9.73	18.07
Internal Water Network-Abu Deis	WB/Bethlehem	0.5	0.5	0.175	0.325
Rehabilitation of Water Network-Quseen	WB/Nablus	1	1	0.035	0.065
Water Network-Awarta	WB/Nablus	0.4	0.4	0.14	0.26
Water Network-Oufer Qud	WB/Jenin	0.1	0.1	0.035	0.065
Water Network-Selet Harthieh	WB/Jenin	1.5	1.5	0.525	0.975
Water Network-AI Araqa	WB/Jenin	0.3	0.3	0.105	0.195
Regional Sewage Treatment Plant & Irrigation	WB	3	3	1.5	1.5
Completion of Pumping Station No. 2-Bett Lahia	GS/North GS	0.2	0.2	0.03	0.17
Central Treatment Plant of Gaza & Refugee Camps	GS/Mid. Areas	20	8	8	0
Sewage System for Middle Areas Phase I	GS/Mid. Areas	10	2	1	1
Deir Al-Balah Sewage & Drainage System Phase I	GS/Mid. Areas	7.2	7.2	7.2	0
Desalination Plant in Deir Al-Balah	GS/Mid. Areas	10	7	5	2
Central Sewage System	GS/Khan Younis	45	2	0	2
Amer Project Sewage System, Phase 1 & 2-Jabalia	GS/Jabalia	1.6	1.6	0.96	0.64
Sheikh Radwan Drainage Upgrading-Gaza City	GS/Gaza	0.6	0.6	0.36	0.24
Sheikh Ejlin Treatment Plant	GS/Gaza	5	5	2	3
New Wells and Rehabilitation of Old Ones	GS	3	3	1.5	1.5
Leakage Detection and Upgrading of Network	GS	4	2	1	1
New Network for Villages and Refugee Camps	GS	2	2	0.7	1.3

Presented to the Fourth Consultative Group Meeting for the West Bank and Gaza. Paris-France, 19-20 November, 1996.

The Palestinian Authority
Public Investment Program for 1997
(In US\$ millions)

Sector and Project Names	Location	Estimated Cost	Required Funds for 1997	Construction	Non-Construction
Infrastructure for Transferring 5 million m3 from Israel	GS	3	3	1.05	1.95
Breckish Water Treatment by Reverse Osmosis Plan	GS	6	6	1.5	4.5
Rehabilitation of Gaza Wastewater Network	GS	10	10	3.5	6.5
Rehabilitation of Electrical Power System in South WB	WB/Hebron	20.29	15	5	10
Rehabilitation of Electrical Network in Northern WB	WB/Jenin	27	20	20	0
Rehabilitation of Electrical Power System in 25 Villages	WB/Nablus	8.19	8.19	3.276	4.914
Local Transmissions in Gaza Strip	GS	45	20	5	15
Rehabilitation & Upgrading of the Distribution System	GS	20	10	4	6
Telecommunications Training Center	WB & GS	8.8	5	3	2
Master Plan for Telecommunications	WB & GS	2	2	0	2
Telecommunications Measuring & Maintenance Equip.	WB & GS	1.2	1.2	0	1.2
Printing Machine for Stamps & Stationary	GS	2.25	2.25	0	2.25
Introduction of Postal Bank Services	WB & GS	0.7	0.7	0	0.7
Gaza Port	GS	65	0	0	0
Airport in Gaza Strip	GS	25	15	0	15
Development of Solid Waste Management	GS	5	3	1	2
Development of Solid Waste Management	WB	5	3	1	2
Solid Waste Removal Equipment for Municipalities	GS	1.6	1.6	0	1.6
Solid Waste Removal Equipment for Municipalities	WB	1.6	1.6	0	1.6
Design & Construction of Line Ministries Buildings	WB & GS	6	6	6	0
Rehabilitation of Small Urban & Rural Markets-Phase I	WB & GS	6	4	4	0
Social Sectors					
Quality Assessment	WB & GS	0.22	0.22	0	0.22
Development of Governmental Community Colleges	WB & GS	1.2	1.2	0	1.2
Faculty Development	WB & GS	2	2	2	0
Technical College Development-Jenin	WB/Jenin	5	5	5	0
Technical College at Al-Najah University	WB/Nablus	3.25	3.25	2.5	0.75
The Palestinian Academic Network	WB & GS	0.7	0.7	0	0.7
15 New Schools (24 classrooms each)	GS	12.75	12.75	12.75	0
20 New Schools (14 classrooms each)	WB	13	13	13	0
Extension & Rehabilitation of Schools in Rural Areas	WB/Rural Areas	6.25	6.25	6.25	0
Capacity Building for School Plan	WB & GS	0.3	0.3	0	0.3
Rehabilitation of 50 Existing Schools	WB	6.83	6.83	6.83	0
Rehabilitation of Schools in Gaza Strip	GS	3.39	3.39	3.39	0
School Furniture	WB & GS	2	2	0	2

Presented to the Fourth Consultative Group Meeting for the West Bank and Gaza. Paris-France, 19-20 November, 1996.

The Palestinian Authority
Public Investment Program for 1997

(in US\$ millions)

Sector and Project Names	Location	Estimated Cost	Required Funds for 1997	Construction	Non-Construction
Printing School Textbooks	WB & GS	6	6	0	6
Development & Establishment of Vocational Schools	WB & GS	1	1	0.6	0.4
Development of School Libraries	WB & GS	0.5	0.5	0.4	0.1
Instruction Resources & Equipment	WB & GS	1	1	0	1
Curriculum Development	WB & GS	2	2	0	2
In-Service Teacher Training	WB & GS	0.75	0.75	0	0.75
Educational Computer Labs	WB & GS	6	6	0	6
Teacher Resource Centers	WB & GS	1	1	0.75	0.25
Upgrading of Gaza Vocational Training Center	GS	3.84	3.84	3.84	0
Vocational Training Center	WB	6.2	6.2	4	2.2
Equal Education for Handicapped Children	WB & GS	0.3	0.3	0	0.3
Construction & Equipping of 14 Schools	WB & GS	9.84	9.84	8.856	0.984
Support to Ministry of Social Affairs Training	GS	0.045	0.045	0	0.045
Construction & Equipping Classrooms, UNRWA Schools	WB & GS	0.35	0.35	0.35	0
Equipment for 10 Primary Health Care Centers	GS	5.6	5.6	0	5.6
Equipment for Primary Health Care Centers	WB	7.8	7.8	0	7.8
Pediatric Hospital	GS/Gaza	0.51	0.51	0.51	0
Naser Hospital	GS/Khan Younis	6.43	6.43	2.98	3.45
Rehabilitation & Expansion of Jenin Hospital- Phase I	WB/Jenin	4	4	4	0
Rehabilitation of Tulikarem Hospital-Phase II	WB/Tulkarem	3.3	3.3	3.3	0
Primary Health Care	WB & GS	0.2	0.2	0	0.2
Palestinian Essential Drugs Program	WB & GS	0.66	0.66	0	0.66
Completion of Construction, Equipment & Running Costs	GS/Khan Younis	21.5	21.5	5	16.5
Ramallah Hospital	WB/Ramallah	2.2	2.2	2.2	0
Shifa Hospital-Intensive Care Unit (ICU)	GS/Gaza	15.8	8	8	0
Ophthalmic Hospital	GS/Gaza	0.24	0.24	0.24	0
Al-Watani Hospital	WB/Nablus	3.05	3.05	3.05	0
Qalqilia Community Hospital (80 beds)	WB/Qalqilia	8	8	8	0
Chronic Patients Building in Psychiatric Hospital	WB/Bethlehem	2.3	2.3	2.3	0
Community Hospital	GS/Rafah	5	5	5	0
Nablus Center for Cardiac Diseases	WB/Nablus	3	3	0	3
Hebron Hospital	WB/Hebron	3	3	2	1
Housing Assistance Fund	WB & GS	10	10	10	0
Housing Development	WB & GS	11	6	6	0
Shelter Rehabilitation Program	WB & GS	7	7	7	0

Presented to the Fourth Consultative Group Meeting for the West Bank and Gaza, Paris-France, 19-20 November, 1996.

**The Palestinian Authority
Public Investment Program for 1997
(in US\$ millions)**

Sector and Project Names	Location	Estimated Cost	Required Funds for 1997	Construction	Non-Construction
Institutional & Policy Development for Housing Sector	WB & GS	3	1	0	1
Low Income Housing	WB & GS	10	10	10	0
Secondary Mortgage Facility	WB & GS	18	18	18	0
Old People's Home	WB/Jericho	0.9	0.9	0.9	0
Planning and Social Welfare System	WB & GS	0.14	0.14	0	0.14
Youth Training and Rehabilitation Centers	WB & GS	1.46	1.46	0	1.46
Early Childhood Development Policy	WB & GS	0.04	0.04	0	0.04
Institutions for Juvenile Delinquents	WB & GS	0.57	0.57	0.57	0
Support for Social Safety Nets	WB & GS	2.7	1.5	0	1.5
Training and Employment Generation for Women	GS/Jabalia	0.61	0.61	0.61	0
Rehabilitation & Reintegration of Ex-detainees-Phase II	WB & GS	14.5	1.5	0	1.5
Strengthening Efficiency	GS	0.01	0.01	0	0.01
Disability Network	WB & GS	0.18	0.18	0.18	0
Nutritional Support to Needy Mothers and Children	GS	0.1	0.1	0	0.1
Establishment & Development of Public Libraries	WB & GS	1	1	1	0
National Music Conservatory	WB & GS	13	2	2	0
The Dissemination of Cinematographer Culture	WB & GS	1	1	1	0
Satellite Earth Station	WB & GS	0.81	0.81	0	0.81
Palestinian Crafts Development Program	WB & GS	5.765	1	0	1
Establishment of Cultural Centers	WB & GS	5	5	4	1
Establishment of National Theater	GS	1	1	1	0
Sport Complex	WB	3	3	3	0
Sport Complex	GS	3	3	3	0
Community Based Youth Center Development	WB & GS	1.3	1.3	1	0.3
Football Playground-Rehabilitation	WB	0.6	0.6	0.6	0
Football Playground-Rehabilitation	GS	0.6	0.6	0.6	0
3 Youth Clubs-Rehabilitation	WB	0.5	0.5	0.5	0
3 Youth Clubs-Rehabilitation	GS	0.5	0.5	0.5	0
Youth Hostel	WB	0.5	0.5	0.5	0
Youth Hostel	GS	0.5	0.5	0.5	0
Women's Center	GS	0.79	0.79	0.79	0
Sports Facilities for the Handicapped	WB & GS	1.51	1.51	0	1.51
Children's Summer Camps	WB	0.25	0.25	0.25	0
Children's Summer Camps	GS	0.25	0.25	0.25	0
Completion of Al-Yarmouk Football Stadium	GS	1.365	1.365	1.365	0

Presented to the Fourth Consultative Group Meeting for the West Bank and Gaza, Paris-France, 19-20 November, 1996.

The Palestinian Authority
Public Investment Program for 1997
(in US\$ millions)

Sector and Project Names	Location	Estimated Cost	Required Funds for 1997	Construction	Non-Construction
Tal Al-Hawa Football Stadium	GS	0.5	0.5	0.5	0
Swimming Pools	GS	1	1	1	0
Technical Assistance & Capacity Building for MYS	GS	0.5	0.5	0	0.5
Palestinian NGO Project	WB & GS	20	15	3	12
Funding Assistance for NGO's	WB & GS	1.5	1.5	0	1.5
Support to the Private Sector					
Fishing Port	GS/Gaza	3	3	2.5	0.5
Development of Grain Silos	GS	3	3	3	0
Veterinary Clinics	WB & GS	0.5	0.5	0.35	0.15
Rehabilitation of Agricultural Wells & Springs	GS	3	2.55	2.55	0
Pilot Project for Water, Harvesting and Dev. in Irrigation	WB & GS	1.3	1.3	1.3	0
Labs for Chemicals and Pesticides	WB & GS	1.5	1.5	0.5	1
Animal Quarantines	WB & GS	1.4	1.4	1.4	0
Establishment of 2 Agricultural Training Centers	WB & GS	6	4	4	0
Development of Wheat & Barley Cultivation	WB & GS	5	1	0	1
Capacity Building in Agriculture Policy Analysis	WB & GS	2.4	2.4	0	2.4
Land Reclamation (Qatqilia, Ramallah, and Bethlehem)	WB	6	4	4	0
Agricultural Infrastructure	GS	2	2	2	0
Brucellosis Control Program	WB & GS	1	1	0	1
AI-Mintar Industrial Estate	GS/Gaza	28	12	10	2
Other Industrial Estates in WB Cities	WB	8	2	0	2
Establishment of Pilot Technology & Business Incubator	WB & GS	1.5	1.5	1.5	0
Data Bank	WB & GS	0.35	0.35	0	0.35
Industrial Statistical Component of Stat. Master Plan	WB & GS	0.2	0.2	0	0.2
Establishing High Technology Industrial Zone	GS	5.5	1	0	1
Microenterprises Development	WB & GS	10	10	10	0
Loan Guarantee for Small & Medium Enterprises	WB & GS	4.5	4.5	4.5	0
Community Development (Mini Projects)	WB & GS	30	10	10	0
Income Generation Program	WB & GS	4.78	4.78	0	4.78
Development of Women's Economic Participation	GS	0.37	0.37	0	0.37
Political Risk Insurance	WB & GS	50	25	0	25
Development of Business Credit	WB & GS	12	12	0	12
Tourism Development Projects	WB & GS	11.3	11.3	11.3	0
Beach Recreation Type Tourism	GS	10	3	3	0
Bethlehem 2000	WB/Bethlehem	20	10	8	2

Presented to the Fourth Consultative Group Meeting for the West Bank and Gaza. Paris-France, 19-20 November, 1996.

**The Palestinian Authority
Public Investment Program for 1997**
(In US\$ millions)

Sector and Project Names	Location	Estimated Cost	Required Funds for 1997	Construction	Non-Construction
Institution Building & Technical Assistance					
Bethlehem 2000	WB/Bethlehem	1	1	1	0
Support to Ministry of Tourism	WB & GS	1	1	1	0
Institution Building for Standardization Center	WB & GS	1.12	1.12	0	1.12
Preparation of Civil Aviation Master Plan	WB & GS	0.21	0.21	0	0.21
Super Highway Information	WB & GS	5.69	1.6	0	1.6
Computerization System for the PNA Ministries	WB & GS	18	8	0	8
Establishing National Projects Data Base	WB & GS	0.5	0.5	0	0.5
Instit. Building of Projects Plan. & Monitoring Directorate	WB & GS	1.8	1.8	0	1.8
Geological & Geophysical Survey	WB & GS	5	4	0	4
Support to the Palestinian Monetary Authority	WB & GS	10	0	0	0
Trade Development Center	WB & GS	2.6	2.6	0	2.6
Consumer Accounting & Billing System for Municipalities	WB & GS	8.4	3.4	0	3.4
Institutional Development Training for PNA Ministries	WB & GS	5	2	0	2
Construction of Police Headquarters	WB & GS	2.2	2.2	2.2	0
Feasibility Studies & Design	WB & GS	1	1	0	1
Equipment Support to Ministry	WB & GS	0.2	0.2	0	0.2
Transportation System for Police -Phase I	WB & GS	4	1.5	0	1.5
Support to The Program of PCBS-Phase II	WB & GS	0.4	0.4	0	0.4
Strengthening Capacities in Costum Administration	WB & GS	0.25	0.25	0	0.25
Establish Department of Labor for Vocational Training	WB & GS	0.6	0.6	0	0.6
Public Administration Support Program-Phase I	WB & GS	3.7	2	0	2
Support to the Palestinian Legislative Council	WB & GS	6	6	0	6
Strengthening the Rule of Law	WB & GS	23	14	10	4
Policy Making Support to MOJ & MOPIC	GS	3	3	0	3
Program Support for NGO's(Governance & Democracy)	WB & GS	4	4	0	4
Palestinian Expatriate Experts Fund	WB & GS	10	5	0	5
Project Preparation & Policy Studies	WB & GS	5	2	0	2
Employment Creation					
Micro Projects	WB & GS	15	15.5	15.5	0
Direct Employment	WB & GS	10	10	0	10
Expenditure Support					
Higher Education	WB & GS	15	15	0	15
Budget Support (to be announced later)	WB & GS				
Total		1321.065	884.75	521.367	364.283

Presented to the Fourth Consultative Group Meeting for the West Bank and Gaza. Paris-France, 19-20 November, 1996.

**1994-1998 Donor Pledges
(in US\$ millions)**

	Grants	Loans	Total
Algeria	10		10
Arab Fund	100		100
Australia	13.01		13.01
Austria	20		20
Belgium	20.51		20.51
Brunei	6		6
Canada	33.98		33.98
Denmark	61.47		61.47
Egypt	6.3		6.3
EIB		300	300
EU	300		300
Finland	15.78		15.78
France	65		65
Germany	92.98		92.98
Greece	1.1	15	16.1
Iceland	1.3		1.3
India	2		2
Indonesia	5		5
IFC		70	70
Ireland	5		5
Israel	24.5	50	74.5
Italy	80		80
Japan	256.13		256.13
Jordan	12.61		12.61
Kuwait	25		25
Luxembourg	5.91		5.91
Netherlands	120.65		120.65
Norway	150		150
Qatar	2.5		2.5
Republic of Korea	3.54	10	13.54
Romania	2.88		2.88
Saudi Arabia	200		200
Spain	51.47		51.47
Sweden	69.53		69.53
Switzerland	70.17		70.17
Turkey	2	50	52
UAE	25		25
UK	0		0
US	375	125	500
World Bank		140	140
Total	2236.32	760	2996.32

-Source: AHLC Secretariat

-The UK does not provide information on annual pledges and commitments.

-This data is based on pledges initially made in the Donor's Conference in Washington, DC, 1 October, 1993.

1994-1996 Pledges, Commitments, and Disbursements
(in US\$ millions)

	Pledges	Commitments	Disbursements
Algeria	7	4	4
Arab Fund	110	110	0
Australia	13.01	13.01	12.63
Austria	13	9.36	6.58
Belgium	20.51	17.2	8.8
Brunei	6	6	6
Canada	33.98	33.98	26.1
Cyprus	2.2	2.2	0
Czech Republic	3	3	0
Denmark	61.47	61.13	37.83
Egypt	6.3	6.33	5.51
European Union	310.72	310.72	177.43
EIB	130	150.5	0
Finland	15.78	16.86	6.68
France	65	54.37	24.53
Germany	92.98	92.98	58.38
Greece	16	16	15.5
Iceland	0.9	0	0
India	2	1	0
Indonesia	4	2	0
IFC	48.75	18.75	0
Ireland	4.72	4.32	2.62
Israel	44.5	25	10.5
Italy	62	69.5	28.3
Japan	256.13	209	192.52
Jordan	12.61	12.61	8.83
Kuwait	25	22	22
Luxembourg	5.91	5.91	0.6
Netherlands	120.66	113.83	36.86
Norway	140.57	140.57	109.49
Qatar	2.5	2.5	2.5
Republic of Korea	3.26	3.14	0.6
Romania	2.88	2.88	1.8
Russia	0	0	0
Saudi Arabia	215	205	82.5
Spain	51.47	51.47	50.45
Sweden	69.54	66.87	43.69
Switzerland	70.17	70.17	49.74
Turkey	52.86	2.86	2.86
United Arab Emirates	15	15	15
United Kingdom			19.08
United States	232.17	232.17	225.81
World Bank	140	140	51.94
TOTAL	2489.55	2324.19	1347.66

-Source: AHLC Secretariat
-The UK does not provide information on annual commitments.

1994-1996 Start-Up and Transitional Budgetary Support Commitments to the PA
(in US\$ millions)

	Holst Fund	Police (Recurrent Cost)	Central Admin./ New Agencies	Rehabilitation of Ex-Detainees	Employment Creation	NGO's/ New Finance	Other	Total
Australia	1.51							1.51
Austria	0.31							0.31
Belgium	0.64							0.64
Brunei	6							6
Canada	9.62					3.33		12.95
Denmark	4.07	1		0.79		3.73		9.59
Egypt		5.3					0.24	5.54
EU		21.63	65.35	11.3		39.88	5.3	143.46
Finland	0.55					0.71	0.18	1.44
France	1.97	2	1.97					5.94
Germany					9.2		6.66	15.86
Greece	0.5	0.1						0.6
Ireland	0.75					0.2		0.75
Israel	10.5							10.5
Italy	11.2			1	5	2		19.2
Japan	15	3.25	19.8		22	2.76	4.6	67.41
Jordan			12.61					12.61
Kuwait	21							21
Luxembourg	0.26							0.26
Netherlands	24.7	7.63			1.59	2.04		35.96
Norway	17.75	7.5		2	25.58	2.94		55.77
Qatar	2.5							2.5
Saudi Arabia	25	15						40
Spain	2.65	0.18	0.62			5.2		8.65
Sweden	10.3	2.12	2.86		10.18			25.46
Switzerland	9.91		2.25	7.3		4.2		23.66
Turkey			2				0.64	2.64
UAE	15							15
US	49.9	5			25.32			80.22
Total	241.59	70.71	107.46	22.39	98.87	66.99	17.6	625.63

-Source: AHLC Secretariat

1994-1996 Start-Up and Transitional Budgetary Support Disbursements to the PA
(in SUS million)

	Holst Fund	Police (Recurrent Cost)	Central Admin/New Agencies	Rehabilitation of Ex-Detainees	Employment Creation	NGOs/ New Finance	Other	Total
Australia	1.51							1.51
Austria	0.31							0.31
Belgium	0.64							0.64
Brunei	6							6
Canada	9.57					3.33		12.9
Denmark	2.79	1		0.4		3.08		7.27
Egypt		5.3					0.24	5.54
EU		21.63	32.3	5.65		31.63	13.4	104.61
Finland	0.24					0.71	0.04	0.99
France	1.97	2						3.97
Germany					6.26		3.33	9.59
Greece								0
Ireland	0.26					0.27		0.53
Israel	10.5							10.5
Italy	11.2			1	5			17.2
Japan	15	3.25	12.25		22	2.36	4.6	59.46
Jordan			8.83					8.83
Kuwait	21							21
Luxembourg	0.26							0.26
Netherlands	19.7	7.63			0.58	0.03		27.94
Norway	17.75	7.5		2	19.74	2.94		49.93
Qatar	2.5							2.5
Saudi Arabi	25	7.5						32.5
Spain	2.65	0.18	0.12			6		8.95
Sweden	6.87	1.39	0.86		10.18			19.3
Switzerland	9.91		0.8	2.7		2.2		15.61
Turkey			2				0.64	2.64
UAE	15							15
UK	4	4.59						8.59
US	49.9	5			23.11			78.01
Total	234.53	66.97	57.16	12.33	86.87	52.55	22.3	532.08

-Source: AHLC Secretariat

**1994-1996 Technical Assistance Commitments
(in US\$ millions)**

	Infrastructure	Econ and Fin	Human Resources	Private Sector	Other	Total
Algeria			4			4
Australia	0.2	0.46	1.73	0.55		2.94
Austria	1		0.39	1.66	2.5	5.55
Canada	1.3		0.46		11.44	13.2
Denmark					1.98	1.98
EU	13.28		6.84	0.56	8.2	28.88
Finland					1.05	1.05
France	6.17			5		11.17
Germany	30.92					30.92
India					1	1
Ireland	0.42		1.04	0.08	0.24	1.78
Italy					3.2	3.2
Japan					12.01	12.01
Luxembourg	0.17					0.17
Netherlands	4.47		3.52	29.34	4.29	41.62
Norway	11.15		2.83	0.36	15.18	29.52
Rep. of Korea			0.14			0.14
Romania			2.88			2.88
Spain			0.75		1.29	2.04
Sweden	0.27		2.75	1.42	13.74	18.18
Switzerland	2.5		8	0.09	7.99	18.58
Turkey			0.22			0.22
USA	0.41	4.41	1.78	1.29	40.18	48.07
Total	72.26	4.87	37.33	40.35	124.29	279.1

-Source: AHLC Secretariat

-The UK does not provide information on annual pledges.

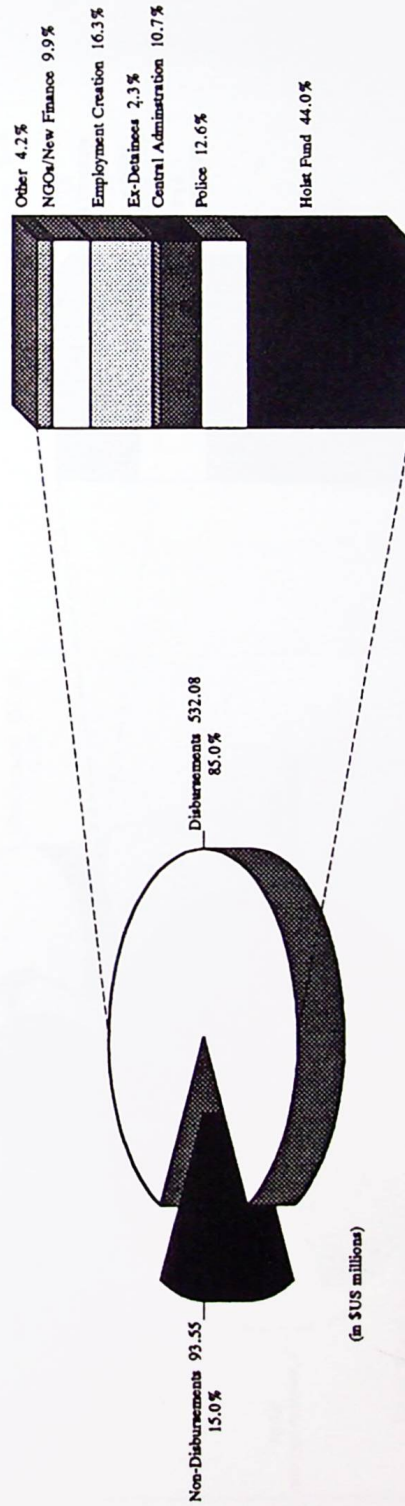
1994-1996 Technical Assistance Disbursements
(in US\$ millions)

	Infrastructure	Econ and Fin	Human Resources	Private Sector	Other	Total
Algeria			4			4
Australia		0.46	1.13	0.32		1.91
Austria	0.5		0.07	1.3	2.2	4.07
Canada	0.74		0.35		8.62	9.71
Denmark					1.98	1.98
EU					3.8	3.8
Finland					1.05	1.05
France	2.31			4.87		7.18
Germany	2.96				20.48	23.44
India						0
Ireland	0.15		0.78			0.93
Italy					3.2	3.2
Japan					11.48	11.48
Luxembourg	0.17					0.17
Netherlands	0.74		0.23	0.27	1.75	2.99
Norway	6.54		2.07	0.18	8.48	17.27
Rep. of Korea			0.6			0.6
Romania			1.8			1.8
Spain			0.75		1.24	1.99
Sweden	1.85		2.75	1	7.9	13.5
Switzerland	0.65		1.65	0.09	6.53	8.92
Turkey			0.22			0.22
UK	1.67		1.26	0.68	6.88	10.49
US	0.41	3.41	1.78	1.29	39	45.89
Total	18.69	3.87	19.44	10	124.59	176.59

-Source: AHLC Secretariat

- 1/ Infrastructure Sector includes Electric Power, Environment, Solid Wste, Telecommunications, Transportation, Urban and Municipal Development, and Water and Sanitation.
2/ Economic and Financial Management Sector includes Economic Management and Financial Management, Accounting and Auditing.
3/ Human Resources Sector includes Education and Health.
4/ Private Sector includes Agriculture and Fisheries, Financial Sector, Housing, Legal Affairs, Tourism, and Cultural and Natural Resources.
5/ Commitments in the Other Category did not fit in other sectors.

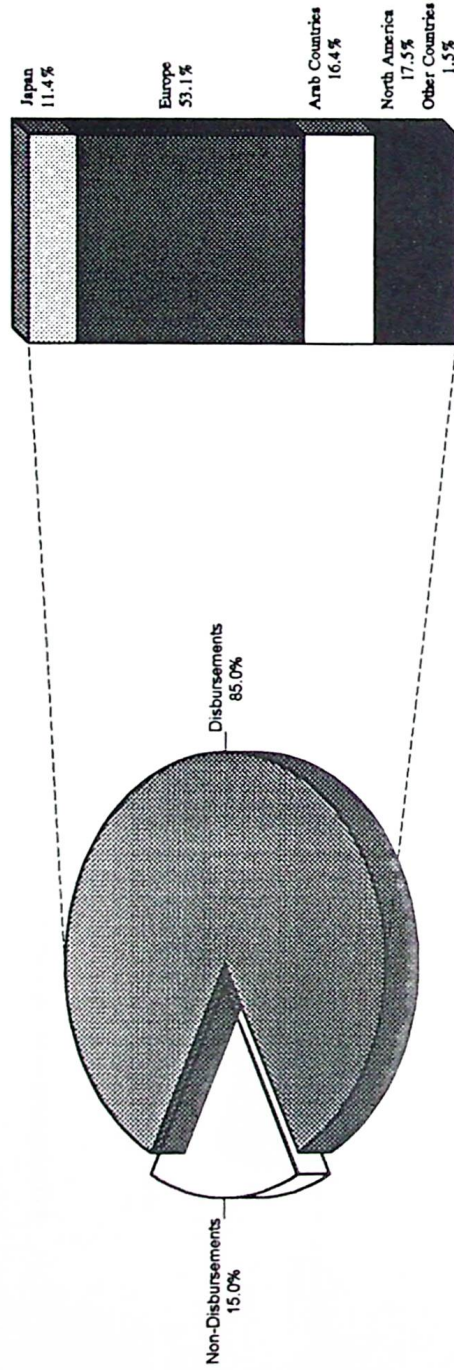
Start-Up and Transitional Budgetary Support Disbursements Per Sector 1994-1996



Based on AHLC Secretariat Commitment and Disbursement Figures

Start-Up and Transitional Budgetary Support Disbursements According to Region

1994-96



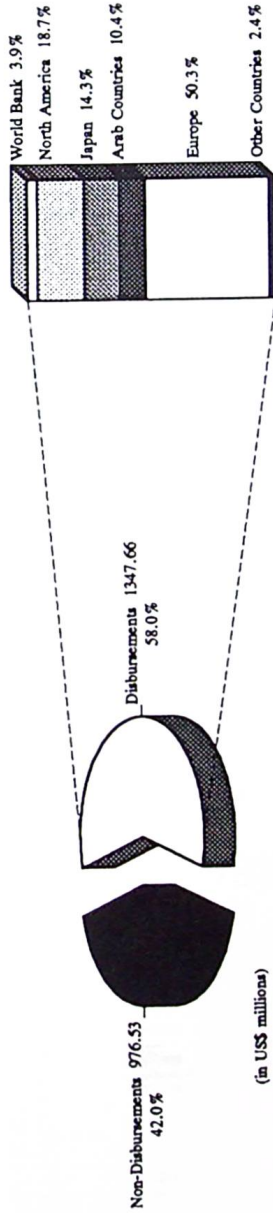
Disbursements
 Non-Disbursements

North America includes US and Canada
 Europe includes Austria, Belgium, Denmark, EU, Finland, France, Germany, Greece, Ireland, Italy, Luxembourg, Netherlands, Norway, Romania, Spain, Sweden, Switzerland and UK
 Arab Countries includes Egypt, Jordan, Kuwait, Qatar and Saudi Arabia
 Other Countries includes Australia, Brunei, Israel, and Turkey

Based on AHLIC Secretariat Commitment and Disbursement Figures

Chart No. 2

Commitments Disbursed According to Region 1994-1996



(in US\$ millions)

■ Non-Disbursements □ Disbursements

North America includes: USA and Canada
 Europe includes: Austria, Belgium, Denmark, EU, Finland, France, Germany, Greece, Ireland, Italy, Luxembourg, Netherlands, Norway, Romania, Spain, Sweden, Switzerland, and UK...
 Arab Countries include: Algeria, Egypt, Jordan, Kuwait, Qatar, Saudi Arabia, and UAE.
 Other Countries include: Australia, Brunei, Israel, Republic of Korea, and Turkey.

Chart No. 3

Based on AHLC Secretariat Commitment and Disbursement Figures

Total Donor Pledges Committed 1994-1996

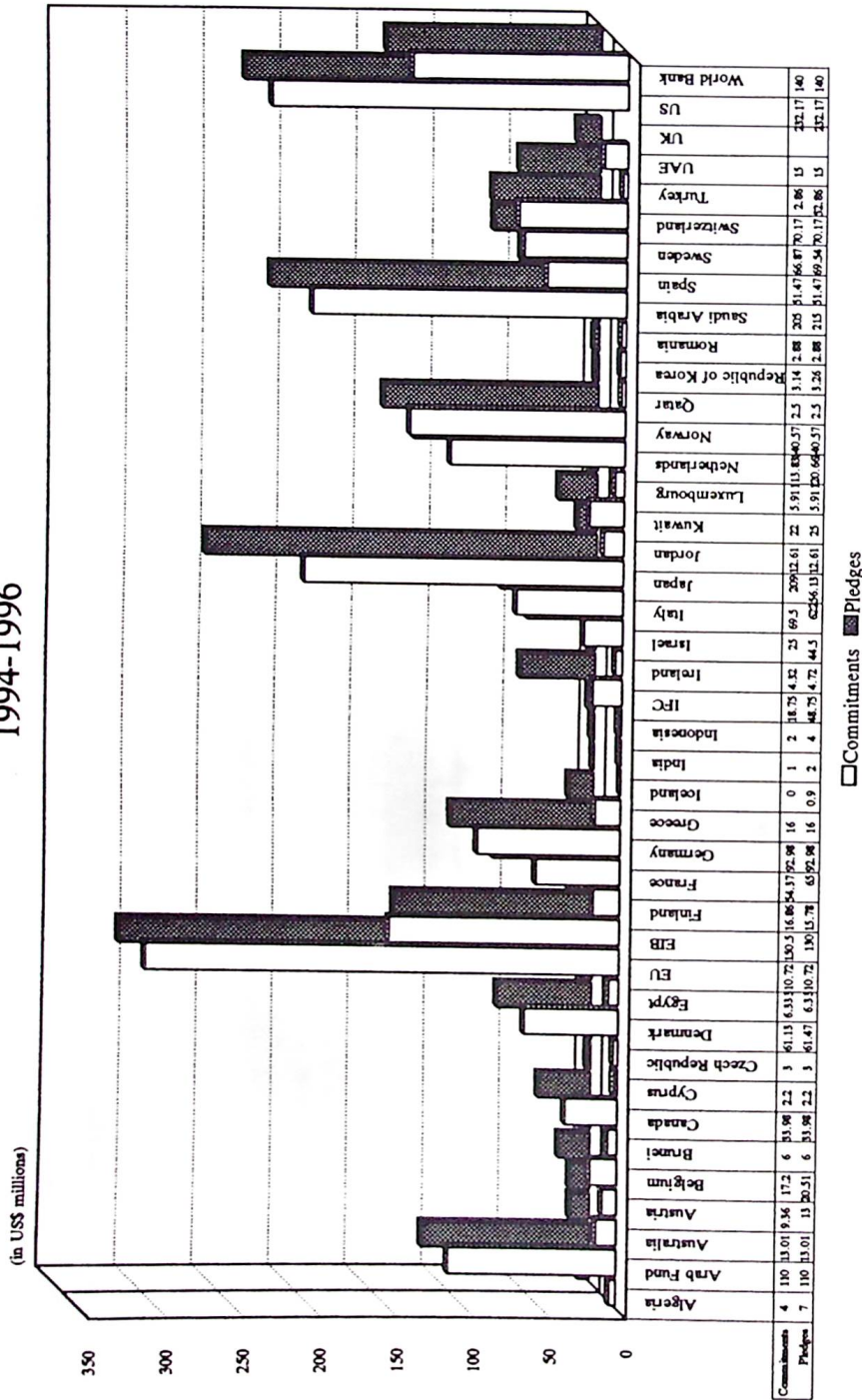
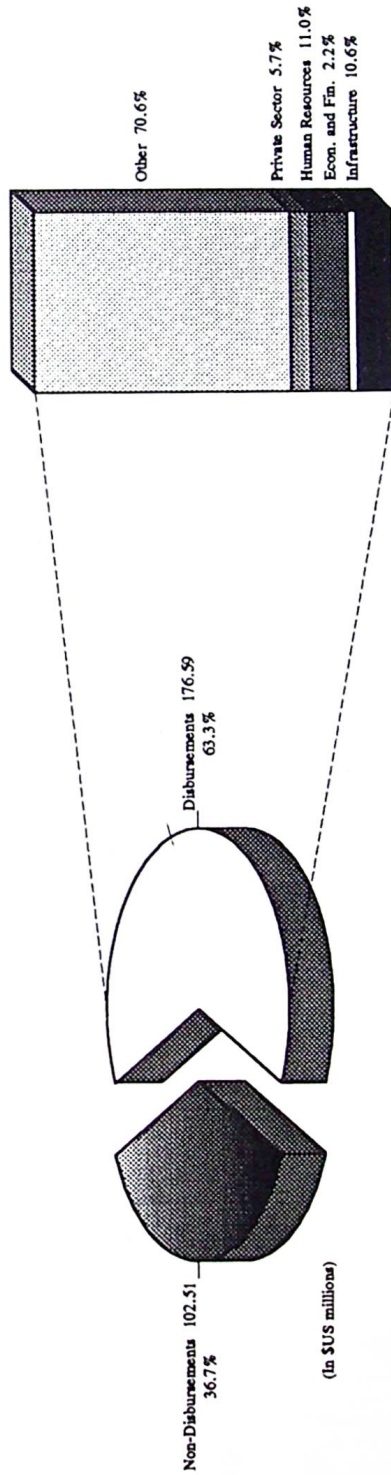


Chart No. 4

-Based on AHLIC Secretariat Donor Pledge and Commitment Figures
-The UK does not provide information on annual commitments.

Technical Assistance Disbursements Per Sector

1994-1996



■ Non-Disbursements
□ Disbursements

Infrastructure Sector includes: Electric Power, Environment, Solid Waste, Telecommunications, Transportation, Urban and Municipal Development, and Water and Sanitation.
Economic and Financial Management Sector includes: Economic Management and Financial Management, Accounting and Auditing.
Human Resources Sector includes: Education and Health.
Private Sector includes: Agriculture and Fisheries, Financial Sector, Housing, Legal Affairs, and Tourism and Cultural and Natural Resources.
 Commitments in the **Other** category did not fit in other sectors.

Based on AHLC Secretariat Commitment and Disbursement Figures

Chart No. 5

Technical Assistance Disbursements 1994-96

(in US\$ millions)

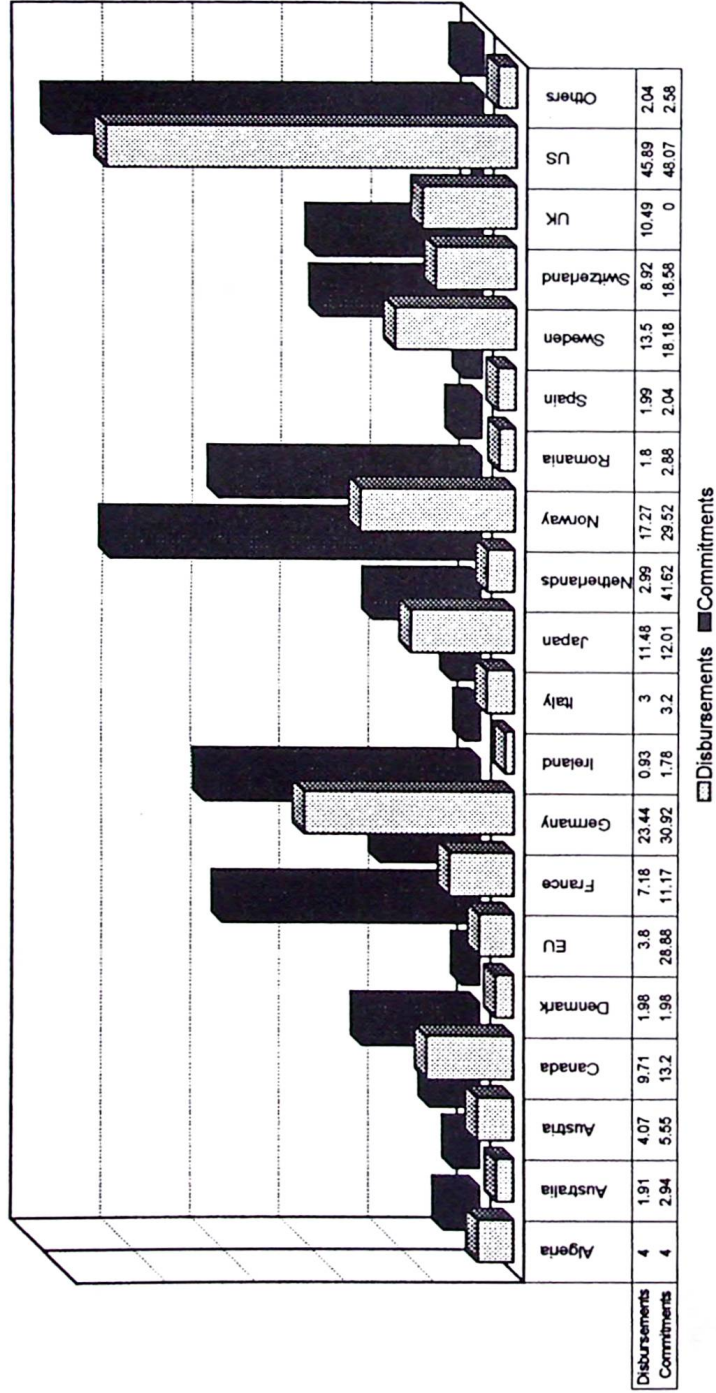
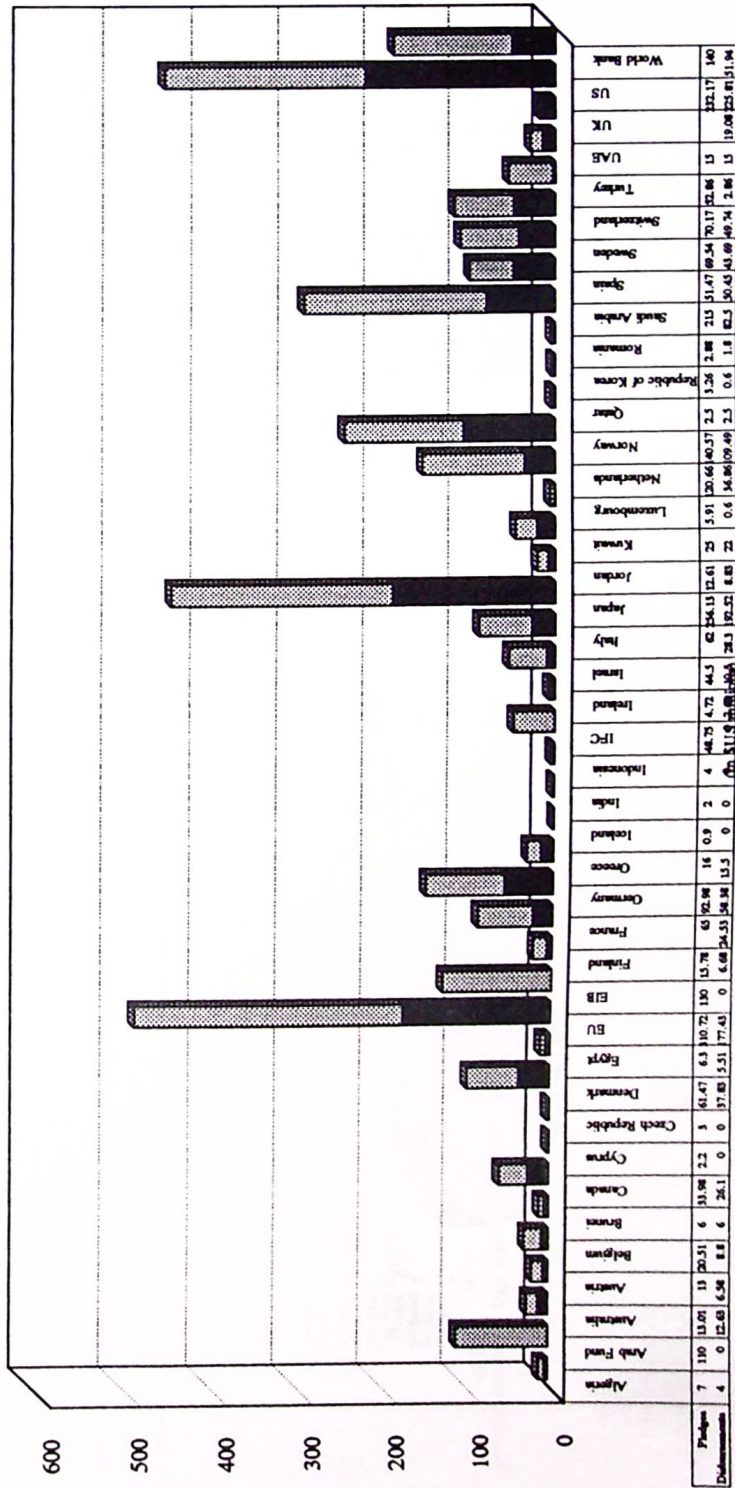


Chart No. 6

The other category includes : Finland, India, Luxembourg, Republic of Korea, and Turkey

Donor Disbursements 1994-96



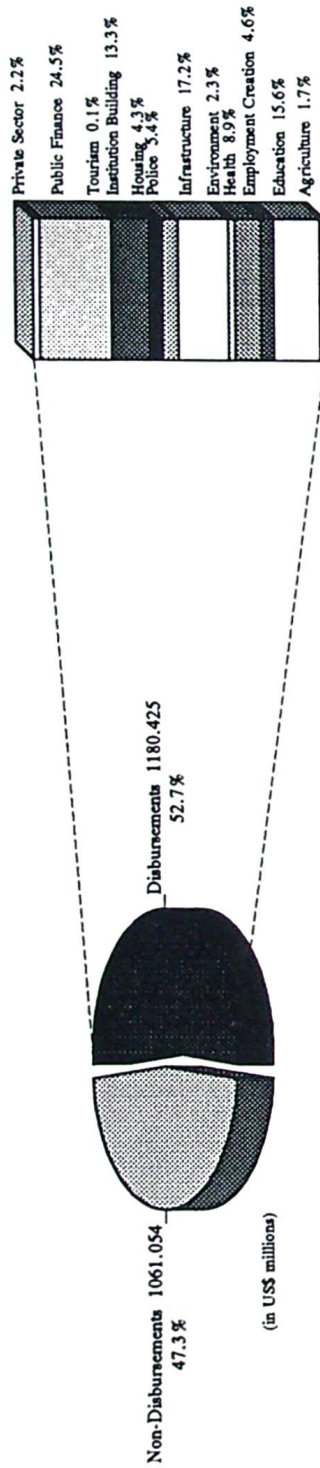
■ Disbursements ▨ Pledges

Chart No. 7

Based on AHLC Secretariat Disbursement Figures

Sector Disbursements

October 1993 - July 1996



Non-Disbursements
 Disbursements

Chart No. 8

Based on Secretariat of the L.A.C.C, "Partners in Peace", July 1996-Revised, p. 21.



BZU Main Library



102246

